

Kapuskasing

ONTARIO

Open for Business – Naturally!

Community Profile



kapuskasing.ca



Version 2.0

© Town of Kapuskasing

This document contains information that is subject to change without notice. All data is believed to be accurate, but the reader is advised to verify data before reaching decisions based upon information contained within this document. All marks are the property of their respective owners.

For further information please contact:

Project Coordinator, Kapuskasing Economic Development Corporation
André Robichaud
Town of Kapuskasing
88 Riverside Drive
Kapuskasing, Ontario
P5N 1B3
Canada

Phone: 705-337-4453

Fax: 705-337-1741

Email: andre.robichaud@kapuskasing.ca

Web: www.kapuskasing.ca

Kapuskasing Community Profile

Table of Contents

1	INTRODUCTION.....	1
1.1	Location.....	2
1.2	Climate.....	3
2	DEMOGRAPHICS	4
2.1	Population Size and Growth.....	4
2.2	Age Profile.....	5
2.3	Language Characteristics	6
2.4	Mobility Characteristics	7
2.5	Level of Education.....	8
2.6	Income.....	10
3	LABOUR FORCE	13
3.1	Key Indicators.....	13
3.2	Labour Shed.....	13
3.3	Labour Force by Occupation.....	14
3.4	Labour Force by Industry	17
3.5	Place of Work.....	18
3.6	Net Import & Export of Labour Force	19
3.7	General Wages by Occupation	20
4	KEY INDUSTRIES	23
4.1	Largest Employers	23
5	TRANSPORTATION FACILITIES.....	25
5.1	Highways.....	25
5.2	Rail Service	28
5.3	Airports.....	30
5.4	Port.....	32
5.5	Bus	33
6	TAXES AND UTILITIES.....	34
6.1	Local Property Tax Rates.....	34
6.2	Federal and Provincial Income Tax Rates	35
6.3	Electricity	37
6.4	Natural Gas	41
6.5	Waste Management.....	43
6.6	Water and Sanitary Sewer	43
6.7	Communications Infrastructure	44
7	BUILDING AND DEVELOPMENT RELATED FEES	49
7.1	Development Related Fees.....	49
7.2	Development Charges	49
8	INDUSTRIAL PARKS	50
8.1	Industrial Parks.....	50
9	BUSINESS SUPPORT PROGRAMS AND SERVICES	51
9.1	Government and Business Services.....	51
9.2	Chamber of Commerce and Business Associations.....	57
9.3	Education, Employment and Training Services	57
9.4	Accountants and Investor Groups.....	60
9.5	Area Financial Institutions	61
9.6	Real Estate.....	61
9.7	Economic Development	62
9.8	Incentives	63
10	QUALITY OF LIFE.....	70
10.1	Housing Characteristics	70
10.2	Health and Social Services	70
10.3	Education	73

Kapuskasing Community Profile

10.4Protective Services.....	74
10.5Recreation, Tourism and Events.....	75
10.6Events	77
10.7Local Media	78
11 LOCAL ACCOMMODATIONS.....	79

Kapuskasing Community Profile

List of Tables

Table 1: Kapuskasing Average Temperature (°C).....	3
Table 2: Kapuskasing Average Precipitation.....	3
Table 3: Population Change, 2001-2010.....	4
Table 4: Age Distribution.....	6
Table 5: Language Characteristics, 2010.....	6
Table 6: Kapuskasing Mobility Rates.....	7
Table 7: Educational Attainment, 2010.....	9
Table 8: Total Income Levels, 2009.....	10
Table 9: Family Income Levels, 2009.....	11
Table 10: Household Income Levels, 2009.....	12
Table 11: Labour Force Characteristics, 2010.....	13
Table 12: Labour Force by Occupation, 2010.....	15
Table 13: Labour Force by Industry, 2010.....	17
Table 14: Where the Kapuskasing Resident Labour Force Works, 2006.....	18
Table 15: Place of Residence for Persons Working in Kapuskasing, 2006.....	18
Table 16: Net Import-Export of Labour Force for Kapuskasing, 2006.....	19
Table 17: General Wages by Occupation.....	20
Table 18: Largest Private Sector Employers.....	23
Table 19: Largest Public Sector Employers.....	24
Table 20: Distance to Urban Centres.....	26
Table 21: Distance to Major US Border Crossings.....	26
Table 22: Airlines for Timmins Airport.....	31
Table 23: Airlines and Destinations.....	31
Table 24: Local Property Tax Rates, 2009.....	34
Table 25: Corporate Taxes – Non-Canadian Controlled.....	35
Table 26: Corporate Taxes – Canadian Controlled.....	35
Table 27: Ontario's Capital Tax Elimination Plan.....	35
Table 28: Personal Income Tax, 2010.....	36
Table 29: Sales Tax.....	36
Table 30: Hydro One Residential Electricity Rates.....	37
Table 31: Hydro One Small Business Electricity Rates (Less than 50 kW per month).....	38
Table 32: Hydro One Small Business Electricity Rates (More than 50 kW per month).....	38
Table 33: Northern Ontario Wires Residential Customers.....	39
Table 34: General Service (Less than 50 kW) – Single Phase energy-billed [G1].....	39
Table 35: Northern Ontario Wires General Service (50 kW to 4,999 kW).....	40
Table 36: Union Gas - Regional Residential Rates (Rate 101).....	41
Table 37: Union Gas - Small Commercial Rates (Rate 110).....	42
Table 38: Commercial and Industrial Rates (rate 6).....	42
Table 39: Waste Disposal Site.....	43
Table 40: Water Rates.....	43
Table 41: Water Treatment Facilities.....	43
Table 42: Sewage Treatment Plant.....	43
Table 43: Sewage Rates.....	43
Table 44: Communications Infrastructure.....	44
Table 45: Development-related Application Fees.....	Error! Bookmark not defined.
Table 46: Research & Development Facilities Within 80 km.....	62
Table 47: Investment Opportunities.....	62
Table 48: Residential Assessment Property Values, MPAC 2008.....	70
Table 49: Dwelling Characteristics for Kapuskasing, 2010.....	70
Table 50: Public Schools.....	73
Table 51: Catholic Schools.....	73
Table 52: Tourism Facilities.....	75
Table 53: Annual Events 2010.....	77
Table 54: Newspapers.....	78
Table 55: Radio Stations.....	78
Table 56: Cable Service.....	78

Kapuskasing Community Profile

Table 57: Television..... 78

List of Figures

Figure 1: Kapuskasing Location Map	2
Figure 2: Age Distribution Chart, 2010	5
Figure 3: Educational Attainment, 2010	8
Figure 4: Labour Force by Occupation, 2010	14
Figure 5: Kapuskasing Transportation Map.....	25
Figure 6: Kapuskasing Market Access Map	27

Kapuskasing Community Profile

1 Introduction

Kapuskasing is the largest community located directly along Highway 11 between Thunder Bay and Temiskaming Shores. Kapuskasing, like most northern communities, began with the development of the National Transcontinental Railway. The camp, established on the banks of the Kapuskasing River by the railroad company, grew into a settlement known as MacPherson. In 1917, the name of MacPherson changed to Kapuskasing, as it remains today. Kapuskasing means "Bend in the river" in Cree.

During World War I, the Canadian government looked to build an internment camp for enemy aliens residing within the country. Kapuskasing's remoteness provided an ideal solution. Eventually enemy soldiers, captured in battle, were also sent to Kapuskasing for imprisonment. A small cemetery about 2 kilometres west of the town marks the original location of the internment camp.

After the war, the Canadian government needed to maintain the development of Northern Ontario by increasing its population. In order to do so, the government offered 100 acres of land to any family willing to settle in the north.

It is during this period that people began realizing the value of the abundant stands of black spruce in the area. In 1920, the Spruce Falls Power and Paper Company Ltd. opened its doors in Kapuskasing. Spruce Falls brought much wealth and comfort to the inhabitants, who gradually abandoned farming and took up work at the mill or in the many logging camps. In 1991, the newsprint manufacturing mill became an employee-owned company. Tembec Inc. acquired all of the company shares in 1997. Since its establishment, the pulp and paper mill has played a major role in the development of the community.

Kapuskasing Community Profile

1.1 Location

Kapuskasing is surrounded by many small communities and acts as the centre of services to a population base of approximately 15,000. It is centrally located in Northern Ontario with near equal distance by air from Thunder Bay, Sault Ste. Marie, Sudbury and North Bay - all major northern urban centres.

Figure 1: Kapuskasing Location Map



Source: Town of Kapuskasing

Kapuskasing Community Profile

1.2 Climate

Kapuskasing derives climatic data from the Kapuskasing A* Station¹.

Table 1: Kapuskasing Average Temperature (°C)

Temperature	Jan	Feb	Mar	Apr	May	Jun	Jul	Aug	Sep	Oct	Nov	Dec
Daily Average	-18,7	-15,5	-8,6	0,5	9	14,4	17,2	15,7	10,1	3,8	-4,8	-14,3
Standard Deviation	2,9	3,5	2,9	2,2	2,1	1,7	1,1	1,5	1,5	1,9	2,4	3,9
Daily Maximum	-12,4	-8,4	-1,6	7	16	21,3	23,9	22,2	15,7	8,3	-0,7	-9,1
Daily Minimum	-24,9	-22,5	-15,5	-6	1,9	7,4	10,5	9,2	4,4	-0,7	-8,9	-19,6
Extreme Maximum	20,5	12,2	19,4	29,7	33,6	38,3	36,7	35	33,3	27,8	19,4	13,3
Extreme Minimum	-45,3	-43,3	-42,2	-28,3	-13	-4,4	-0,6	-2,8	-6,1	-15,6	-34,4	-44,4

Source: Environment Canada, Kapuskasing A* Station.

Table 2: Kapuskasing Average Precipitation

Precipitation	Jan	Feb	Mar	Apr	May	Jun	Jul	Aug	Sep	Oct	Nov	Dec
Rainfall (mm)	0,7	2,4	11,2	26,7	57	86,2	100,5	80,3	94,2	59,2	22,9	3,3
Snowfall (cm)	60,8	36,4	46,2	28,1	9,3	0,6	0	0	2	21,8	50,5	57,3
Precipitation (mm)	54,6	35,3	53,6	53,9	66,3	86,8	100,5	80,3	96,3	81,2	69,2	53,7
Extreme Daily Rainfall (mm)	9,4	19,4	27,9	45,2	79	62	71,1	65,3	51,3	46,5	34,3	18,4
Extreme Daily Snowfall (cm)	49,5	25,9	45	45,1	37,6	7,2	3,2	0	15,7	51,2	46	38,1
Extreme Daily Precipitation (mm)	49,5	25,4	45	45,5	79	62	71,1	65,3	51,3	55,2	46	38,1
Extreme Snow Depth (cm)	156	168	213	91	42	5	0	0	5	32	72	79

Source: Environment Canada, Kapuskasing A* Station.

¹ "A": No more than 3 consecutive or 5 total missing years between 1971 to 2000.

Stations with an '*' indicate that this station meets the United Nation's World Meteorological Organization WMO standards.

Kapuskasing Community Profile

2 Demographics

2.1 Population Size and Growth

Table 3: Population Change, 2001-2010

	2001	2006	2010*
Kapuskasing Population Count	9,238	8,509	8,654
% Change from Previous Census		-7.9	
	2001	2006	2010*
Ontario Population Count	11,410,046	12,160,282	13,293,008
% Change from Previous Census		6.6	

Source: Statistics Canada. 2007. 2006 Community Profiles. 2006 Census.

Statistics Canada Catalogue no. 92-591-XWE. Ottawa. Released March 13 2007.

<http://www12.statcan.ca/english/census06/data/profiles/community/index.cfm?Lang=E>

* Estimated McSweeney & Associates from Manifold Data Mining Inc. Superdemographics 2010

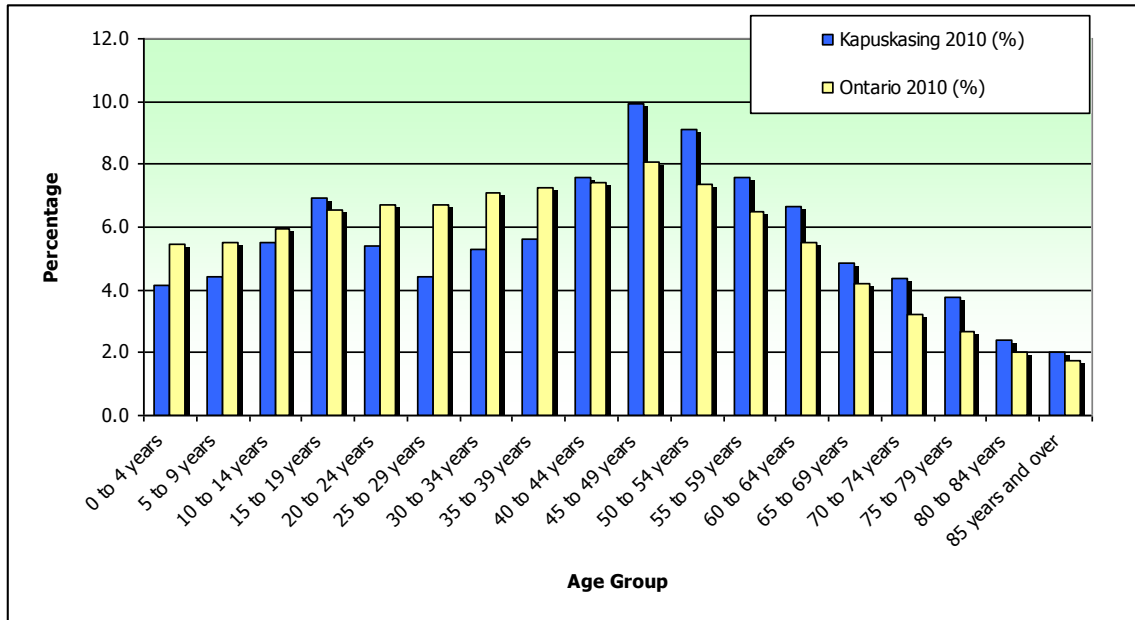
Kapuskasing Community Profile

2.2 Age Profile

In 2010, Kapuskasing had an older population compared to the provincial average.

- Estimates show that percentages of the total population between the ages of 0-14 and 20-39 are below the provincial average, while the percentages for those aged 40 to 85+ are above the provincial average.

Figure 2: Age Distribution Chart, 2010



Source: McSweeney & Associates from Manifold Data Mining Inc. Superdemographics 2010.

Kapuskasing Community Profile

Table 4: Age Distribution

Characteristics	Kapuskasing 2010	Kapuskasing 2010 (%)	Ontario 2010 (%)
Age	8,654		13,293,008
0 to 4 years	358	4.1	5.5
5 to 9 years	383	4.4	5.5
10 to 14 years	476	5.5	5.9
15 to 19 years	601	6.9	6.6
20 to 24 years	466	5.4	6.7
25 to 29 years	382	4.4	6.7
30 to 34 years	457	5.3	7.1
35 to 39 years	487	5.6	7.2
40 to 44 years	658	7.6	7.4
45 to 49 years	861	9.9	8.1
50 to 54 years	788	9.1	7.4
55 to 59 years	655	7.6	6.5
60 to 64 years	576	6.7	5.5
65 to 69 years	420	4.9	4.2
70 to 74 years	379	4.4	3.2
75 to 79 years	326	3.8	2.7
80 to 84 years	207	2.4	2.0
85 years and over	173	2.0	1.8

Source: McSweeney & Associates from Manifold Data Mining Inc. Superdemographics 2010.

2.3 Language Characteristics

Table 5 indicates almost 73% of people in Kapuskasing are bilingual (English and French), which is much higher than Ontario.

Table 5: Language Characteristics, 2010

Characteristics	Kapuskasing	Kapuskasing (%)	Ontario (%)
Total population	8,654		
English only	1,744	20.2	86.1
French only	671	7.8	0.4
English and French	6,239	72.1	11.4
Other language(s)	0	0.0	2.2

Source: McSweeney & Associates from Manifold Data Mining Inc. Superdemographics 2010.

Kapuskasing Community Profile

2.4 Mobility Characteristics

Estimates indicate that residents of Kapuskasing were slightly less likely to move than the provincial average. People moving to Kapuskasing tend to be relocating from other parts of Ontario as opposed to moving from outside of the province or country.

Table 6: Kapuskasing Mobility Rates

Characteristics	Kapuskasing 2010	Kapuskasing 2010 (%)	Ontario 2010 (%)
Mobility status – place of residence one year ago			
Total population 1 year and over ²	8,654		
Non-movers ³	7,762	89.7	86.5
Movers ⁴	891	10.3	13.5
Non-migrants ⁵	603	67.7	59.7
Migrants ⁶	289	32.4	40.3
Migrants within Canada	286	99.0	80.1
Migrants from outside Canada	3	1.0	19.9
Migrants within Ontario	268	93.7	89.4
Migrants from outside Ontario	18	6.3	10.6
Mobility status – place of residence status five years ago			
Total population 5 years and over	8,654		
Non-movers	6,289	72.7	57.7
Movers	2,365	27.3	42.3
Non-migrants	1,489	63.0	54.1
Migrants	875	37.0	45.9
Migrants within Canada	875	100.0	74.2
Migrants from outside Canada	0	0.0	25.8
Migrants within Ontario	796	91.0	88.8
Migrants from outside Ontario	79	9.0	11.2

Source: McSweeney & Associates from Manifold Data Mining Inc. Superdemographics 2010.

² Refers to the relationship between a person's usual place of residence on Census Day and his or her usual place of residence one year earlier. A person is classified as a non-mover if no difference exists. Otherwise, a person is classified as a mover and this categorization is called Mobility status (1 year ago). Within the category of movers, a further distinction is made between non-migrants and migrants; this difference is called migration status.

³ Non-movers are persons who, on Census Day, were living at the same address as the one at which they resided one year earlier.

⁴ Movers are persons who, on Census Day, were living at a different address from the one at which they resided one year earlier.

⁵ Non-migrants are movers who, on Census Day, were living at a different address, but in the same census subdivision (CSD) as the one they lived in one year earlier.

⁶ Migrants are movers who, on Census Day, were residing in a different CSD one year earlier (internal migrants) or who were living outside Canada one year earlier (external migrants).

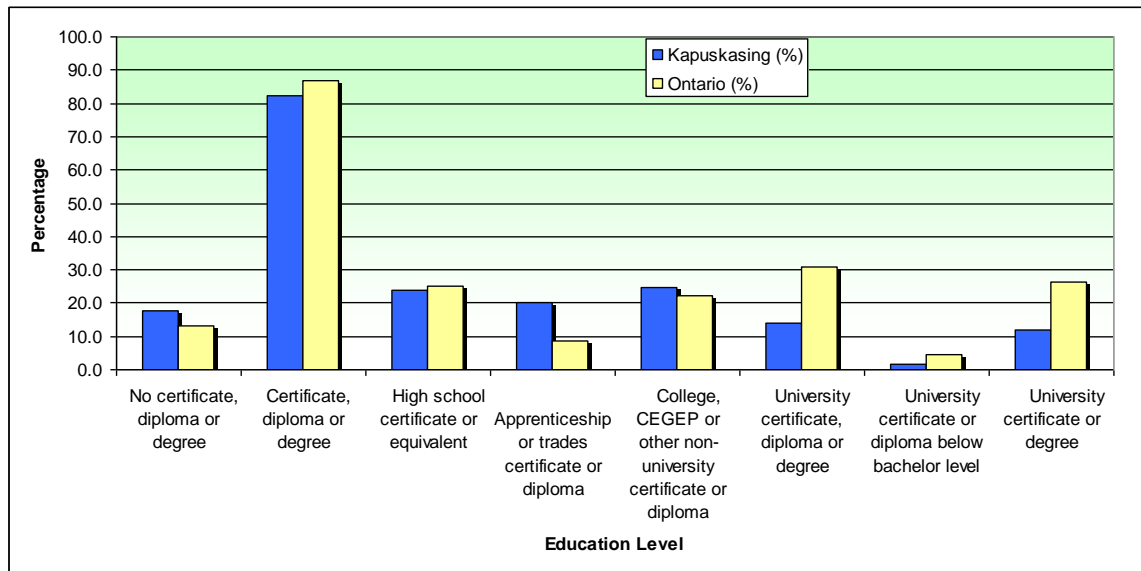
Kapuskasing Community Profile

2.5 Level of Education

Figure 3 and Table 7 indicate the level of education attainment in Kapuskasing in 2010.

- Roughly 83% of Kapuskasing residents have a certificate, diploma or degree. Although this is slightly lower than the overall provincial average, Kapuskasing does have a higher percentage of persons with a college or trades and technical certifications than the provincial average.
- The percentage of persons with university education is only half of the provincial average.

Figure 3: Educational Attainment, 2010



Source: McSweeney & Associates from Manifold Data Mining Inc. Superdemographics 2010.

Kapuskasing Community Profile

Table 7: Educational Attainment, 2010

Characteristics ⁷	Kapuskasing	Kapuskasing (%)	Ontario (%)
Total population 25 to 64 years	4,863		
No certificate, diploma or degree	852	17.5	13.3
Certificate, diploma or degree	4,011	82.5	86.7
High school certificate or equivalent	1153	23.7	24.9
Apprenticeship or trades certificate or diploma	976	20.1	8.6
College, CEGEP or other non-university certificate or diploma	1210	24.9	22.1
University certificate, diploma or degree	673	13.8	31.0
University certificate or diploma below bachelor level	88	1.8	4.6
University certificate or degree	585	12.0	26.4
Bachelor's degree	449	9.2	16.4
University certificate or diploma above bachelor level	41	0.8	3.1
Degree in medicine, dentistry, veterinary medicine or optometry	12	0.2	0.7
Master's degree	82	1.7	5.3
Earned doctorate	1	0.0	0.9

Source: McSweeney & Associates from Manifold Data Mining Inc. Superdemographics 2010.

⁷ By highest certificate, diploma or degree obtained.

Kapuskasing Community Profile

2.6 Income

Table 8 indicates that, in 2009, the average total income levels were lower in Kapuskasing than in Ontario.

Table 8: Total Income Levels, 2009

Characteristic	Kapuskasing	Kapuskasing (%)	Ontario (%)
Total population 15 years and over (by income 2009)	7,437		
Without income	280	3.8	4.7
With income	7,156	96.2	95.3
Under \$1,000	293	3.9	4.0
\$1,000 to \$2,999	153	2.1	3.3
\$3,000 to \$4,999	215	2.9	3.1
\$5,000 to \$6,999	253	3.4	3.3
\$7,000 to \$9,999	350	4.7	5.4
\$10,000 to \$11,999	278	3.7	3.9
\$12,000 to \$14,999	524	7.0	5.6
\$15,000 to \$19,999	787	10.6	8.4
\$20,000 to \$24,999	573	7.7	7.0
\$25,000 to \$29,999	559	7.5	6.2
\$30,000 to \$34,999	461	6.2	6.3
\$35,000 to \$39,999	296	4.0	5.7
\$40,000 to \$44,999	319	4.3	5.0
\$45,000 to \$49,999	306	4.1	4.2
\$50,000 to \$59,999	614	8.3	6.7
\$60,000 and over	1176	15.8	17.1
Characteristic	Kapuskasing		Ontario
Median total income \$	28,885		30,822
Average total income \$	37,659		42,841
Standard error of average total income \$	839		58

Source: McSweeney & Associates from Manifold Data Mining Inc. Superdemographics 2010 (2009 incomes).

Kapuskasing Community Profile

Table 9 indicates that, in 2009, families residing in Kapuskasing earned a lower average family income compared to Ontario averages.

Table 9: Family Income Levels, 2009

Characteristic	Kapuskasing	Kapuskasing (%)	Ontario (%)
Total number of economic families (by income in 2009)	2,572		
Under \$10,000	53	2.1	2.4
\$10,000 to \$19,999	144	5.6	3.8
\$20,000 to \$29,999	279	10.8	6.6
\$30,000 to \$39,999	213	8.3	8.4
\$40,000 to \$49,999	165	6.4	8.7
\$50,000 to \$59,999	280	10.9	8.5
\$60,000 to \$69,999	195	7.6	8.4
\$70,000 to \$79,999	256	10.0	8.0
\$80,000 to \$89,999	224	8.7	7.4
\$90,000 to \$99,999	142	5.5	6.4
\$100,000 and over	622	24.2	31.4
Characteristic	Kapuskasing		Ontario
Median family income \$	76,554		84,173
Average family income \$	81,725		102,215
Standard error of average family income \$	1,956		115
Composition of family income in 2009 for all economic families%	100		100
Employment income %	80.46		78.64
Government transfer payments %	10.45		10.63
Other %	9.09		10.73

Source: McSweeney & Associates from Manifold Data Mining Inc. Superdemographics 2010 (2009 incomes).

Kapuskasing Community Profile

Table 10 demonstrates that, in 2009, the average income for households in Kapuskasing was lower in comparison to households in Ontario.

Table 10: Household Income Levels, 2009

Characteristic	Kapuskasing	Kapuskasing (%)	Ontario (%)
Total number of private households (by income in 2009)	3,861		
Under \$10,000	188	4.9	4.1
\$10,000 to \$19,999	634	16.4	8.4
\$20,000 to \$29,999	412	10.7	8.9
\$30,000 to \$39,999	385	10.0	9.7
\$40,000 to \$49,999	314	8.1	9.2
\$50,000 to \$59,999	346	9.0	8.4
\$60,000 to \$69,999	210	5.4	7.8
\$70,000 to \$79,999	284	7.4	7.2
\$80,000 to \$89,999	246	6.4	6.2
\$90,000 to \$99,999	171	4.4	5.3
\$100,000 and over	671	17.4	24.7
Characteristic	Kapuskasing		Ontario
Median household income \$	60,525		67,246
Average household income \$	65,078		85,814
Standard error of average household income \$	1662		102

Source: McSweeney & Associates from Manifold Data Mining Inc. Superdemographics 2010 (2009 incomes).

Kapuskasing Community Profile

3 Labour Force

3.1 Key Indicators

Kapuskasing is home to a 7,437 person strong labour force. As illustrated in Table 11, Kapuskasing's labour participation and employment rates are lower compared to Ontario, while the overall unemployment rate is higher in Kapuskasing.

Table 11: Labour Force Characteristics, 2010⁸

Characteristic	Kapuskasing	Labour Shed ⁹	Ontario
Total population, aged 15 years and older	7,437	9,922	11,045,903
In the labour force ¹⁰	4,386	5,836	7,458,212
Employed	4,056	5,277	7,013,603
Unemployed	330	561	444,608
Not in the labour force	3,050	4,085	3,587,691
Participation rate	58.98	58.8	67.52
Employment rate	54.55	53.2	63.5
Unemployment rate	7.52	9.6	5.96

Source: McSweeney & Associates from Manifold Data Mining Inc. Superdemographics 2010.

3.2 Labour Shed

The estimated population of the Kapuskasing labour shed area¹¹ is 11,510, with an estimated labour force size of 9,922.

8 Participation rate % = labourforce/total population aged 15 and over

Employment rate % = employed/total population aged 15 and over

Unemployment rate % = unemployed/labourforce

9 Include Kapuskasing, Moonbean, Val Rita-Harty and Fauquier-Strickland.

10 Labour force - Refers to persons who were either employed or unemployed.

Unemployed - Refers to persons 15 years and over, excluding institutional residents, who, during the week (Sunday to Saturday) prior to Census Day (May 16, 2006), were without paid work or without self-employment work and were available for work and either:

(a) had actively looked for paid work in the past four weeks;

(b) were on temporary lay-off and expected to return to their job;

(c) had definite arrangements to start a new job in four weeks or less.

Participation rate - Refers to the labour force expressed as a percentage of the population 15 years and over excluding institutional residents.

Employment rate - Refers to the number of persons employed expressed as a percentage of the total population 15 years and over excluding institutional residents.

Unemployment rate - Refers to the unemployed expressed as a percentage of the labour force.

11 Include Kapuskasing, Moonbean, Val Rita-Harty and Fauquier-Strickland.

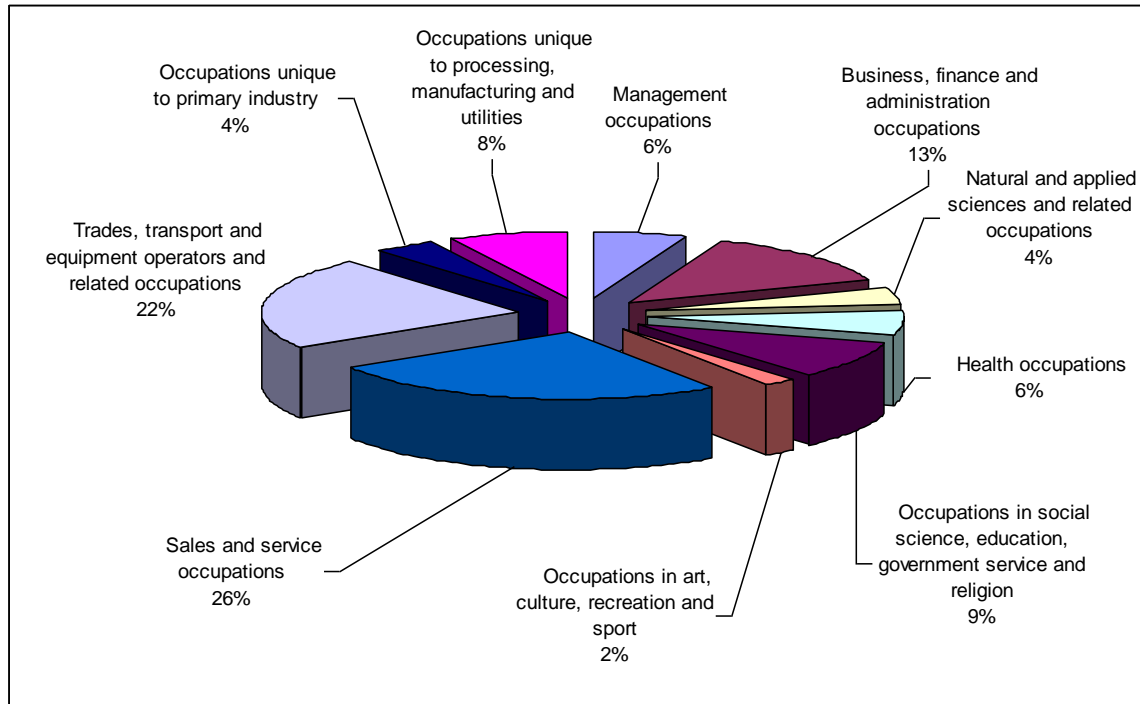
Kapuskasing Community Profile

3.3 Labour Force by Occupation

Figure 4 and Table 12 illustrate Kapuskasing's labour force make up by occupation:

- Accounting for 26% of the labour force, sales and service occupations represent the largest occupational group in Kapuskasing.
- A large percentage of the labour force also has trades, transport and equipment operators and related occupational experience.

Figure 4: Labour Force by Occupation¹², 2010



Source: McSweeney & Associates from Manifold Data Mining Inc. Superdemographics 2010.

¹² Percentage calculated based on all occupations excludes occupation-not applicable.

Kapuskasing Community Profile

Table 12: Labour Force by Occupation, 2010

Characteristic ¹³	Kap	Kap (%)	Kap Labour Shed[1]	ON (%)
Total labour force aged 15 years and over by occupation	4,386			
Occupation - Not applicable	61	1.4	1.3	1.6
All occupations	4,326	98.6	98.7	98.4
A Management occupations	258	5.9	5.8	10.2
A0 Senior management occupations	13	0.3	0.2	1.3
A1 Specialist managers	24	0.5	0.6	3.0
A2 Managers in retail trade, food and accommodation services	108	2.5	2.7	2.8
A3 Other managers, n.e.c.	114	2.6	2.3	3.2
B Business, finance and administration occupations	573	13.1	12.6	18.4
B0 Professional occupations in business and finance	28	0.6	0.5	2.8
B1 Finance and insurance administration occupations	49	1.1	1.4	1.2
B2 Secretaries	40	0.9	1.3	1.4
B3 Administrative and regulatory occupations	57	1.3	1.0	2.2
B4 Clerical supervisors	39	0.9	0.9	0.5
B5 Clerical occupations	360	8.2	7.6	10.4
C Natural and applied sciences and related occupations	177	4.0	3.2	6.9
C0 Professional occupations in natural and applied sciences	69	1.6	1.2	4.2
C1 Technical occupations related to natural and applied sciences	107	2.4	2.0	2.8
D Health occupations	270	6.2	5.4	5.1
D0 Professional occupations in health	55	1.3	1.2	1.1
D1 Nurse supervisors and registered nurses	63	1.4	1.6	1.5
D2 Technical and related occupations in health	40	0.9	0.7	1.1
D3 Assisting occupations in support of health services	113	2.6	1.9	1.3
E Occupations in social science, education, government service and religion	381	8.7	9.5	8.2
E0 Judges, lawyers, psychologists, social workers, ministers of religion, and policy and program officers	96	2.2	2.2	2.3
E1 Teachers and professors	193	4.4	5.4	4.0
E2 Paralegals, social services workers and occupations in education and religion, n.e.c.	93	2.1	1.9	2.0
F Occupations in art, culture, recreation and sport	90	2.1	1.7	2.9
F0 Professional occupations in art and culture	14	0.3	0.4	1.3
F1 Technical occupations in art, culture, recreation and sport	76	1.7	1.3	1.6

¹³ National Occupational Classification for Statistics 2006 – 20% sample data.

Kapuskasing Community Profile

Characteristic	Kap	Kap (%)	Kap Labour Shed[1]	ON (%)
G Sales and service occupations	1,114	25.4	24.7	23.2
G0 Sales and service supervisors	24	0.5	0.8	0.8
G1 Wholesale, technical, insurance, real estate sales specialists, and retail, wholesale and grain buyers	79	1.8	1.4	2.3
G2 Retail salespersons and sales clerks	155	3.5	3.2	4.5
G3 Cashiers	137	3.1	2.8	1.8
G4 Chefs and cooks	98	2.2	2.4	1.2
G5 Occupations in food and beverage service	63	1.4	1.6	1.4
G6 Occupations in protective services	54	1.2	0.9	1.6
G7 Occupations in travel and accommodation, including attendants in recreation and sport	2	0.0	0.0	0.8
G8 Child care and home support workers	41	0.9	1.0	1.4
G9 Sales and service occupations, n.e.c.	460	10.5	10.7	7.7
H Trades, transport and equipment operators and related occupations	963	22.0	23.8	14.0
H0 Contractors and supervisors in trades and transportation	17	0.4	0.7	0.7
H1 Construction trades	111	2.5	2.4	2.3
H2 Stationary engineers, power station operators and electrical trades and telecommunications occupations	117	2.7	2.2	1.0
H3 Machinists, metal forming, shaping and erecting occupations	13	0.3	0.9	1.3
H4 Mechanics	167	3.8	4.0	2.1
H5 Other trades, n.e.c.	30	0.7	0.5	0.7
H6 Heavy equipment and crane operators, including drillers	155	3.5	4.1	0.4
H7 Transportation equipment operators and related workers, excluding labourers	300	6.8	7.8	3.2
H8 Trades helpers, construction and transportation labourers and related occupations	54	1.2	1.1	2.4
I Occupations unique to primary industry	169	3.9	4.7	2.4
I0 Occupations unique to agriculture, excluding labourers	25	0.6	0.6	1.5
I1 Occupations unique to forestry operations, mining, oil and gas extraction and fishing, excluding labourers	114	2.6	2.8	0.2
I2 Primary production labourers	30	0.7	1.3	0.7
J Occupations unique to processing, manufacturing and utilities	329	7.5	7.3	7.0
J0 Supervisors in manufacturing	34	0.8	1.1	0.4
J1 Machine operators in manufacturing	202	4.6	3.8	2.5
J2 Assemblers in manufacturing	18	0.4	0.7	2.4
J3 Labourers in processing, manufacturing and utilities	75	1.7	1.7	1.7

Source: McSweeney & Associates from Manifold Data Mining Inc. Superdemographics 2010.

Kapuskasing Community Profile

3.4 Labour Force by Industry

The largest percentage of labour force (by industry) in Kapuskasing is employed in the Manufacturing industry which accounts for 16% of the labour force compared to 14% for Ontario. The percentages of labour force in the health care and social assistance and retail trade industries in Kapuskasing are also high. The following table indicates Kapuskasing's labour force experience by industry.

Table 13: Labour Force by Industry, 2010

Characteristic ¹⁴	Kap	Kap (%)	Kap Labour Shed[1]	ON (%)
Total labour force 15 years and over by industry	4,386			
Industry - Not applicable	88	2.0	1.8	1.6
All industries	4,298	98.0	98.2	98.4
11 Agriculture, forestry, fishing and hunting	155	3.5	5.1	1.7
21 Mining and oil and gas extraction	187	4.3	3.6	0.4
22 Utilities	161	3.7	3.4	0.7
23 Construction	221	5.0	5.2	5.9
31-33 Manufacturing	697	15.9	16.1	14.0
41 Wholesale trade	127	2.9	2.4	4.7
44-45 Retail trade	598	13.6	13.4	11.0
48-49 Transportation and warehousing	187	4.3	4.7	4.7
51 Information and cultural industries	0	0.0	0.2	2.6
52 Finance and insurance	145	3.3	2.9	4.8
53 Real estate and rental and leasing	9	0.2	0.2	1.9
54 Professional, scientific and technical services	79	1.8	2.0	7.3
55 Management of companies and enterprises	0	0.0	0.0	0.1
56 Administrative and support, waste management and remediation services	82	1.9	2.1	4.7
61 Educational services	283	6.5	7.9	6.6
62 Health care and social assistance	633	14.4	12.8	9.3
71 Arts, entertainment and recreation	8	0.2	0.4	2.1
72 Accommodation and food services	325	7.4	7.8	6.2
81 Other services (except public administration)	200	4.6	4.0	4.5
91 Public administration	202	4.6	4.2	5.3

Source: McSweeney & Associates from Manifold Data Mining Inc. Superdemographics 2010.

¹⁴ North American Industry Classification System 2002 - 20% sample data.

Kapuskasing Community Profile

3.5 Place of Work

The following two tables provide information on persons reporting a “usual place of work other than in their home or outside of Canada”, and reveal the following regarding labour force commuting:

- Overall, almost all Kapuskasing residents work in Kapuskasing;
- The majority of Kapuskasing residents who work outside of Kapuskasing commute to work in Moonbeam;
- The largest number of non-residents commuting to work in Kapuskasing travel from Moonbeam, Val Rita-Harty and Fauquier-Strickland;
- Only 2.5% of the workers living in Kapuskasing have a usual place of work outside of Kapuskasing;
- 18.1% of workers declaring a usual place of work in Kapuskasing live outside of Kapuskasing.

Table 14: Where the Kapuskasing Resident Labour Force Works, 2006

Place of Residence	Total	Male	Female
Kapuskasing	3,080	1,575	1,510
Moonbeam	30	0	15
Opasatika	25	20	0
Smooth Rock Falls	25	10	10
Total Resident Labour Force	3,160	1,605	1,535
<i>Total resident labour force with a usual place of work outside of Kapuskasing</i>	<i>80</i>	<i>30</i>	<i>25</i>
<i>Percent of residents declaring a place of work outside of Kapuskasing</i>	<i>2.5%</i>	<i>1.9%</i>	<i>1.6%</i>

Source: McSweeney & Associates, Statistic Canada, Commuting Flow Census Subdivisions: Sex (3) for the Employed Labour Force 15 Years and Over Having a Usual Place of Work of Census Subdivisions, Flows Greater than or Equal to 20, 2006 Census - 20% Sample Data. Statistics Canada - 2006 Census. Catalogue Number 97-561-XCB2006011.
<http://www12.statcan.gc.ca/census-recensement/2006/dp-pd/tbt/Rp-eng.cfm?TABID=1&LANG=E&A=R&APATH=3&DETAIL=0&DIM=0&FL=A&FREE=0&GC=0&GID=3556066&GK=0&GRP=1&O=D&PID=90656&PRID=0&PTYPE=88971,97154&S=1&SHOWALL=0&SUB=0&Temporal=2006&THEME=76&VID=0&VNAMEE=&VNAMEF=>

Table 15: Place of Residence for Persons Working in Kapuskasing, 2006

Place of Work	Total	Male	Female
Kapuskasing	3,080	1,575	1,510
Moonbeam	270	145	125
Val Rita-Harty	205	100	100
Fauquier-Strickland	130	70	60
Cochrane, Unorganized, North Part	45	30	15
Opasatika	30	10	15
Total workforce working in Kapuskasing	3,760	1,930	1,825
<i>Total non-resident workforce commuting to work to Kapuskasing</i>	<i>680</i>	<i>355</i>	<i>315</i>
<i>Percent of workers (non-residents) commuting to work to Kapuskasing</i>	<i>18.1%</i>	<i>18.4%</i>	<i>17.3%</i>

Source: McSweeney & Associates, Statistic Canada, Commuting Flow Census Subdivisions: Sex (3) for the Employed Labour Force 15 Years and Over Having a Usual Place of Work of Census Subdivisions, Flows Greater than or Equal to 20, 2006 Census - 20% Sample Data. Statistics Canada - 2006 Census. Catalogue Number 97-561-XCB2006011.
<http://www12.statcan.gc.ca/census-recensement/2006/dp-pd/tbt/Rp-eng.cfm?TABID=1&LANG=E&A=W&APATH=3&DETAIL=0&DIM=0&FL=A&FREE=0&GC=0&GID=3556066&GK=0&GRP=1&O=D&PID=90656&PRID=0&PTYPE=88971,97154&S=1&SHOWALL=0&SUB=0&Temporal=2006&THEME=76&VID=0&VNAMEE=&VNAMEF=>

Kapuskasing Community Profile

3.6 Net Import & Export of Labour Force

The net export/import calculation is simply the number of jobs in each Kapuskasing industry minus the number of Kapuskasing residents working in that particular industry. It is important to note that both the export/import numbers indicated under-represent the actual numbers of employees, as not all Kapuskasing jobs are filled by Kapuskasing residents. The next table highlights industry sectors and subsectors in which there is a net export or import of labour force greater or equal to 20.

The table indicates that the Kapuskasing resident labour force works outside of Kapuskasing in the following industry sectors:

- Agriculture, forestry, fishing and hunting
- Utilities
- Construction
- Transportation and warehousing.

The table also reveals that the Non-Kapuskasing residents work in the following industry sectors in Kapuskasing:

- Manufacturing
- Retail trade
- Educational services
- Health care and social assistance
- Accommodation and food services.

Table 16: Net Import-Export of Labour Force for Kapuskasing, 2006

Industry (NAICS)	Jobs in Kapuskasing	Employed Resident Labour Force	Net exp (-)/imp(+) of Labour
11 Agriculture, forestry, fishing and hunting	60	100	-40
22 Utilities	100	155	-55
23 Construction	100	175	-75
31-33 Manufacturing	735	570	165
44-45 Retail trade	645	540	105
48-49 Transportation and warehousing	115	190	-75
61 Educational services	295	250	45
62 Health care and social assistance	650	550	100
72 Accommodation and food services	345	290	55

Source: McSweeney & Associates from Statistics Canada, 2006 Census <http://cscroute.mah.gov.on.ca/Reddi/>.

Kapuskasing Community Profile

3.7 General Wages by Occupation

The following table indicates the general wage rates for occupations in Timmins/Kirkland Lake/Kapuskasing and areas of Ontario.

Table 17: General Wages by Occupation

NOC	Category	Average Wage (\$/hour)	High Wage (\$/hour)	Low Wage (\$/hour)	Reference Period
621	Retail Trade Managers	14.45	23.4	10.75	2007
631	Restaurant and Food Service Managers	13.2	18.2	10.2	2007
1221	Administrative Officers	20.3	29.45	10	2007
1231	Bookkeepers	14.1	20.9	10	2007
1243	Medical Secretaries	17.5	22.7	14	2007
1411	General Office Clerks	15.2	22.15	9.5	2007
1413	Records Management and Filing Clerks	17.5	21.05	12	2006
1414	Receptionists and Switchboard Operators	13.3	19.75	9.5	2007
1431	Accounting and Related Clerks	17	23.2	10.1	2007
1433	Customer Service Representatives - Financial Services	15.3	22.45	9.5	2007
1441	Administrative Clerks	18.3	24.6	9.5	2007
1442	Personnel Clerks	17.9	23.65	12.5	2007
1453	Customer Service, Information and Related Clerks	10.6	15	9.5	2007
1471	Shippers and Receivers	13.3	19.25	9.5	2007
1472	Storekeepers and Parts Clerks	14.65	26.7	9.5	2007
1474	Purchasing and Inventory Clerks	15.6	22.5	9.5	2007
2212	Geological and Mineral Technologists and Technicians	21.5	30	15	2007
2223	Forestry Technologists and Technicians	21.55	26.6	17	2007
3152	Registered Nurses	31.7	38.75	21.6	2007
3233	Licensed Practical Nurses	22	25.7	18	2007
3413	Nurse Aides, Orderlies and Patient Service Associates	16.75	19.6	12.7	2007
3414	Other Assisting Occupations in Support of Health Services	15.1	24.55	10	2007
4152	Social Workers	23.55	31.25	16.95	2006
4212	Community and Social Service Workers	20.3	26.65	13.7	2007
4214	Early Childhood Educators and Assistants	15.9	25.1	10	2007
6211	Retail Trade Supervisors	12.3	18.3	9.5	2007
6212	Food Service Supervisors	11.7	18.6	9.5	2007
6215	Cleaning Supervisors	13.9	21.7	10	2007

Kapuskasing Community Profile

NOC	Category	Average Wage (\$/hour)	High Wage (\$/hour)	Low Wage (\$/hour)	Reference Period
6242	Cooks	11.65	18.8	9.5	2007
6252	Bakers	10	12.7	9.5	2007
6261	Police Officers (Except Commissioned)	31.03	36.5	20.04	2008
6271	Hairstylists and Barbers	11.7	15	9.5	2006
6411	Sales Representatives - Wholesale Trade (Non-Technical)	13.45	25.6	9.5	2006
6421	Retail Salespersons and Sales Clerks	10.85	19.45	9.5	2007
6435	Hotel Front Desk Clerks	10.15	12	9.5	2007
6452	Bartenders	8.3	10.1	8.25	2007
6453	Food and Beverage Servers	8.4	10.2	8.25	2007
6471	Visiting Homemakers, Housekeepers and Related Occupations	13.85	20.6	9.5	2007
6472	Elementary and Secondary School Teacher Assistants	20.9	22.95	16.05	2007
6641	Food Counter Attendants, Kitchen Helpers and Related Occupations	12	18.25	9.5	2007
6651	Security Guards and Related Occupations	13.4	19.7	10	2007
6661	Light Duty Cleaners	11.5	19.45	9.5	2007
7231	Machinists and Machining and Tooling Inspectors	19.17	30.65	14	2006
7241	Electricians (Except Industrial and Power System)	23.1	35.2	11.5	2007
7242	Industrial Electricians	24.2	31	14.55	2007
7252	Steamfitters, Pipefitters and Sprinkler System Installers	31	35	22	2006
7264	Ironworkers	31.35	35.85	23.9	2006
7271	Carpenters	21.45	31.15	12.5	2007
7291	Roofers and Shinglers	17.5	24.15	10.6	2007
7311	Construction Millwrights and Industrial Mechanics (Except Textile)	23.75	32.5	18	2007
7312	Heavy-Duty Equipment Mechanics	23.5	34	14	2007
7321	Automotive Service Technicians, Truck Mechanics and Mechanical Repairers	16.55	24.1	10	2007
7322	Motor Vehicle Body Repairers	17.25	24	12	2006
7351	Stationary Engineers and Auxiliary Equipment Operators	21.2	27.9	12.5	2007
7371	Crane Operators	27.65	34.85	19	2007
7411	Truck Drivers	20.15	26	15	2007

Kapuskasing Community Profile

NOC	Category	Average Wage (\$/hour)	High Wage (\$/hour)	Low Wage (\$/hour)	Reference Period
7414	Delivery and Courier Service Drivers	13	20	9.5	2007
7421	Heavy Equipment Operators (Except Crane)	22.2	26.05	17	2007
7422	Public Works Maintenance Equipment Operators	18.45	21.7	15	2007
7432	Railway Track Maintenance Workers	21.5	23.4	19.8	2006
7441	Residential and Commercial Installers and Servicers	15.2	18	13.65	2006
7452	Material Handlers	16.9	24	10	2007
7611	Construction Trades Helpers and Labourers	17	25.2	12	2007
7621	Public Works and Maintenance Labourers	15.6	22.8	10	2007
8221	Supervisors, Mining and Quarrying Underground Production and	31.05	37.5	23.5	2007
8231	Development Miners	27.75	44.15	18	2007
8241	Logging Machinery Operators	22	25.6	17.5	2007
8411	Underground Mine Service and Support Workers	22.3	35	17	2007
8421	Chainsaw and Skidder Operators	22	25.6		
8422	Silviculture and Forestry Workers	18.3	25	11.7	2006
8431	General Farm Workers	12.45	19.7	9.5	2007
8432	Nursery and Greenhouse Workers		10.15	9.5	2007
8612	Landscaping and Grounds Maintenance Labourers	12.5	20.15	9.5	2007
8614	Mine Labourers	20.9	30	13.65	2007
9234	Papermaking and Coating Control Operators	24.2	27	21.45	2007
9411	Machine Operators, Mineral and Metal Processing	22.75	28.6	12.5	2006
9424	Water and Waste Plant Operators	21.7	26.75	13.95	2006
9431	Sawmill Machine Operators	22.4	24.65	21	2007
9436	Lumber Graders and Other Wood Processing Inspectors and Graders	23.5	25.4	22.25	2007
9611	Labourers in Mineral and Metal Processing	19.2	23.85	11.7	2006
9614	Labourers in Wood, Pulp and Paper Processing	21.55	23.85	14	2007
9615	Labourers in Rubber and Plastic Products Manufacturing	19.35	23.8	12	2006
9619	Other Labourers in Processing, Manufacturing and Utilities		22.25	9.5	2006

Source: Produced by Human Resources and Skills Development Canada's Labour Market Information Service, Report generated on Feb. 18, 2010, <http://www.labourmarketinformation.ca>

Kapuskasing Community Profile

4 Key Industries

4.1 Largest Employers

Table 18: Largest Private Sector Employers

Name	Year Established	Product or Service	Sector	No. of Employees (approximate)
Tembec - Spruce Falls Operations	1926	Pulp and Paper	Natural Resources/ Forestry	530
URS Canadian Operations	1999	engineering, construction and technical services	Natural Resources	185
Wal-Mart	1996	Mass Retail	Retail	120
Your Independent Grocer	2000	Mass Retail	Food/Retail	100
Agrium Inc. - Kapuskasing Phosphate Operations	1999	Phosphate/Fertilizer	Natural Resources/ Mining	95
Caisse Populaire de Kapuskasing	1940	Financial Services	Finance	55
Extendicare Nursing - Kapuskasing Nursing Home		Health Care	Health	45
General Motors Cold Weather Development Centre	1971	Vehicle Testing Facility	Research and Development	20

Source: McSweeney & Associates from the Town of Kapuskasing and http://www.investinontario.com/communities/majoremployers.asp?mun_name=3556066&topic=1

Kapuskasing Community Profile

Table 19: Largest Public Sector Employers

Name	Sector	No. of Employees (approximate)
Sensenbrenner Hospital	Health Care	210
School Boards	Education	150
Town of Kapuskasing	Municipal Government	100
North Centennial Manor	Health Care	80
Ontario Power Generation	Crown Corporation	50
Services Familiaux Jeanne Sauvé Family Services	Family Services and Health	30
Ontario Provincial Police	Protective Services	30
Agriculture and Agri-Food Canada	Experimental Farm/Research and Development	15

Source: McSweeney & Associates from the Town of Kapuskasing and http://www.investinontario.com/communities/majoremployers.asp?mun_name=3556066&topic=2

Kapuskasing Community Profile

5 Transportation Facilities

5.1 Highways

Major arterial highways serving the region:

- Highway 11 runs west-east and links Kapuskasing east to Cochrane, and west to Hearst.
- The nearest four lane highway is Highway 400 near Parry Sound. It is approximately 639 km from Kapuskasing, and runs northwest to southeast into Toronto.

Figure 5: Kapuskasing Transportation Map



Source: Town of Kapuskasing

Kapuskasing Community Profile

Table 20: Distance to Urban Centres

Distance to Major Urban Centres		
	Km	Miles
Hamilton	890	553
Kingston	960	596
Kitchener/Waterloo	900	559
London	990	615
Montreal	1060	658
North Bay	500	310
Ottawa	860	534
St. Catharines	935	580
Sault Ste Marie	605	375
Sudbury	554	344
Thunder Bay	605	375
Toronto	840	521
Windsor	1180	733
Winnipeg	1296	805

Source: http://www.investinontario.com/communities/transportation.asp?mun_name=3556066&topic=6

Table 21: Distance to Major US Border Crossings

Distance to Border Crossings		
	Km	Miles
Massena/Cornwall	960	596
Ogdensburg/Prescott	905	562
Alexandria Bay/Ivy Lea	935	580
Lewiston/Queenston	945	587
Niagara Falls/Niagara Falls	950	590
Buffalo/Fort Erie	980	608
Detroit/Windsor	1180	733
Port Huron/Sarnia	1060	658
Sault Ste Marie/Sault Ste Marie	605	375
Grand Portage/Thunder Bay	605	375
International Falls/Fort Frances	940	584
Baudette/Rainy River	1035	643

Source: http://www.investinontario.com/communities/transportation.asp?mun_name=3556066&topic=6

Kapuskasing Community Profile

Figure 6: Kapuskasing Market Access Map



Source: Town of Kapuskasing

Kapuskasing Community Profile

5.2 Rail Service

Freight:

Ontario Northland

555 Oak Street East

North Bay, ON

P1B 8L3

Phone: 705-472-4500 or 1.800.363.7512 ext 0

Fax: 705-476-5598

Email: minfo@ontc.on.ca

Web: www.ontarionorthland.ca/en/contact/contact.html

System map: www.ontarionorthland.ca/en/railfreight/systemmap.html

Ontario Northland is primarily engaged in providing rail freight services for the transportation of mineral and forest products, chemicals, petroleum and other products to and from northeastern Ontario and northwestern Quebec. In addition to rail freight, Ontario Northland operates express freight services between Cochrane and Moosonee.

Most carload freight shipments are moved on regularly scheduled freight trains connecting with other Canadian railways: Canadian National (CN) and CP Rail System (CPRS). Ontario Northland is part of a North American network of railways providing freight services to and from locations throughout North America, including import/export traffic from seaports. Special train movements for heavy or dimensional loads are also handled by Ontario Northland.

Passenger:

Kapuskasing Special Events Resource Centre

25 Millview Road

Kapuskasing, ON

P5N 2X7

Phone: 705-335-3550

Fax: 705-335-2359

Email: minfo@ontc.on.ca

Hours of Operation

Monday to Friday: 6:00 A.M. to 4:30 P.M.

Saturday: 9:00 A.M. to 12:00 P.M.

Sunday: Closed

Web: <http://www.ontarionorthland.ca/en/contact/contact.html>

The Northlander passenger train connects Northern and Southern Ontario with service Sunday to Friday between Cochrane and Toronto along the highway 11 corridor. Shuttle service is available to connect to the Northlander from Hearst, Kapuskasing, Iroquois Falls and Timmins.

Whether you are traveling to Cochrane, North Bay, Gravenhurst, Bracebridge or Toronto you will enjoy the breathtaking Northern Ontario scenery all four seasons. The Northlander offers comfortable, affordable and stress-free travel to and from your destination. The Northlander is equipped with a dining

Kapuskasing Community Profile

Intermodal Terminals:

The nearest intermodal terminal is located in Toronto.

Airport Road & Intermodal Drive

76 Intermodal Drive

Brampton, ON

L6T 5K1

Web: www.cn.ca/en/shipping-how-intermodal-terminals.htm

Algoma Central Railroad

P.O. Box 130

129 Bay Street

Sault Ste. Marie, ON

Canada

P6A 6Y2

Phone: 705-946-7300

Fax: 705-541-2989

Toll Free: 1-800-242-9287

Web: www.agawacanyontourtrain.com

System map: www.saulttourism.com/flash/maps/index.asp?location=true

5.3 Airports

Kapuskasing Airport

Geographical location: 49° 24' 50" North, 82° 28' 3" West

Web: <http://www.kapuskasing.ca/Residents/CorporateServices/Airport/default.aspx>

The Kapuskasing Airport (IATA: YYU, ICAO: CYYU) is located on Highway 11, 1.5 km west of the town. It consists of a 5,500 ft runway, a modern terminal manned by on-site air traffic controllers, hangars with ample room to accommodate private aircrafts and carriers, fuelling amenities, maintenance facilities, customs services and car rental agencies.

Bearskin Airlines is Kapuskasing's main air transportation provider. It offers the community several connections to Air Canada. Including a mandatory stop in Timmins, the flight from Kapuskasing to Toronto takes approximately 2.5 hours. Bearskin Airlines also provides daily flights to Sudbury, North Bay, Sault Ste Marie and Thunder Bay, as well as other smaller northern communities.

Kapuskasing Airport

Phone: 705-335-2611

Fax: 705-335-5985

Email: kap-air@ntl.sympatico.ca

Web: <http://www.kapuskasing.ca/Residents/CorporateServices/Airport/default.aspx>

Timmins Victor M. Power Airport (YTS - Domestic Airport)

Timmins, ON

P4N 1B3

Phone: 705-360-2636 Security: 705-360-2637

Fax: 705-360-2675

Email: airport@timmins.ca

Web: <http://portal.timmins.ca/portal/en/timmins/residents/airport>

Timmins Airport is one of the largest airports in Northern Ontario. The Airport is a convenient gateway to Toronto and northern communities. The airport serves as an administration and maintenance centre for Air Creebec; a base for recreational, business and private operators. It also serves as a flight training centre, an aircraft maintenance and emergency medical transportation hub.

The ministry of natural resources uses the airport as a district base for fighting forest fires. The Timmins Airport is also a growing hub for air cargo. Serving more than 100,000 passengers annually, the Timmins Airport is approximately 11 kilometres north of the city business district. The airport has two runways (main runway is 6,000 feet and secondary runway is 4,900 feet), a flight service station, precision landing aids and a 24 hour weather reporting operation. Esso fuelling stations are located at the airport for full aviation and aircraft servicing requirements.

The Timmins Airport serves a much larger market than the City of Timmins. Based on its strategic location in the heart of Northeastern Ontario, Timmins has become the focal point for transportation and communications as well as some government services for the region. Timmins is a hub airport serving the air traveler and cargo needs of an encompassing market area of 160,000 people.

Kapuskasing Community Profile

Table 22: Airlines for Timmins Airport

Airlines	Destinations
Air Canada Jazz	Toronto-Pearson
Air Creebec Inc.	Attawapiskat, Fort Albany, Kashechewan, Moosonee, Peawanuck
Bearskin Airlines	Kapuskasing, Sudbury, Timmins, Winnipeg, Thunder Bay, North Bay, Sudbury, Ottawa, Kitchener/Waterloo, Sault Ste Marie

Source: http://www.investinontario.com/communities/transportation.asp?mun_name=3552026&topic=3

Table 23: Airlines and Destinations

Airlines	Destinations
Air Canada Jazz	Montreal-Trudeau, Val-d'Or
Pascan Aviation	Montreal-Saint-Hubert, Sherbrooke, Toronto-Pearson, Val-d'Or

Source: http://en.wikipedia.org/wiki/Rouyn-Noranda_Airport

Aéroports de Montréal

800 Leigh-Capreol Place

Suite 1000

Dorval, QC

H4Y 0A5

Phone: 514-394-7377

Toll free: 1-800-465-1213

Web: <http://www.admtl.com/passager/home.aspx>

Canada's international airports, including Montréal–Trudeau and Montréal–Mirabel, were built, operated and maintained by the Government of Canada until their divestiture by the government in the early 1990s.

Montréal-Pierre Elliott Trudeau International Airport (International Airport)

975, Roméo-Vachon Blvd. North

Dorval, QC

H4Y 1H1

Montréal-Mirabel International Airport (International Airport)

12300, Services A-4 Street

Mirabel, QC

J7N 1E8

Toronto Pearson International Airport (International Airport)

Greater Toronto Airports Authority

Toronto Pearson International Airport

PO Box 6031, 3111 Convair Drive

Toronto AMF, ON

L5P 1B2

Phone: 416-776-9892

Web: www.gtaa.com/en/travellers/airport_information/

Toronto Pearson International Airport, also known as Lester B. Pearson International Airport or simply Toronto Pearson (IATA: YYZ, ICAO: CYYZ), is a major international airport serving Toronto, Ontario, Canada, situated 27 km (17 mi) northwest of Downtown

Kapuskasing Community Profile

Toronto in the city of Mississauga. It is 824 km from the Town of Kapuskasing. It is the busiest airport in Canada and the primary hub of flag carrier Air Canada and is also a hub for Air Canada Jazz, WestJet, Air Transat, Sunwing Airlines, and Skyservice. The airport is operated by Greater Toronto Airports Authority as part of Transport Canada's National Airports System. It is one of eight Canadian airports with facilities for United States border preclearance.

Toronto Pearson handled 32.3 million passengers and 430,588 aircraft movements in 2008. It has 5 runways and with the longest runway being 11,120 feet.

5.4 Port

Michipicoten Harbour (Local Port)

Superior Aggregates Company

Box 3

Michipicoten Harbour

Wawa, ON P0S 1K0

Canada

Phone: 705-856-0606

Fax: 705-856-9783

Email: info@superioraggregates.com

Web: www.superioraggregates.com/history_harbour.html

The Michipicoten Harbour has played an important role in the development of Northern Ontario for more than 100 years. Now owned by Superior Aggregates, the harbour and the wharf have been in use since the mid 1880's when they were a main depot for the delivery of rail and other supplies for the construction of the Trans Canada Railway.

Fisher Harbour

The Gateway to all of Northern Ontario, Fisher Harbour is located 37 km south of Espanola on Little LaCloche Island. A full service onload / offload facility, it is fully accessible from the Great Lakes Waterway and via Highway 6 and 17. Fisher Harbour offers unlimited storage capacity and offloading of ships at 4000 tonnes per hour. The docking facilities can handle any of the biggest ships on the Great Lakes Waterway.

Web: [http://www.fisher-wavy.com/harbour\(1\).htm](http://www.fisher-wavy.com/harbour(1).htm)

James Bay/ Hudson Bay

James Bay (French: Baie James) is a large body of water on the southern end of Hudson Bay in Canada. Both bodies of water extend from the Arctic Ocean. James Bay borders the provinces of Quebec and Ontario; islands within the bay (the largest of which is Akimiski Island) are part of Nunavut. The James Bay watershed is the site of several major hydroelectric projects, and is also a destination for river-based recreation.

Port of Toronto (Ocean Port)

The Toronto Port Authority

60 Harbour Street

Toronto, ON M5J 1B7

Canada

Phone: 416-863-2000

Fax: 416-863-4830

Email: info@torontoport.com

Web: <http://www.torontoport.com/index.asp>

The Port of Toronto, adjacent to Canada's largest business, industrial, and cultural centre has the perfect port profile. With over 50 acres of paved marshalling area, we offer all the services you need from long/short-term storage to Canada customs-bonded heated warehousing. The Port of Toronto provides immediate access to marine routes, major highways and rail facilities, serving as a transportation hub for a much wider market, including all of Ontario, Northwestern Quebec, Midwest Canada and Northeastern U.S.A.

5.5 Bus

Ontario Northland

Kapuskasing Welcome Centre

25 Millview Road

Kapuskasing, ON

P5N 2X7

Phone: 705-335-3550

Fax: 705-335-2359

Email: minfo@ontc.on.ca

Hours of Operation

Monday to Friday: 6:00 A.M. to 4:30 P.M.

Saturday: 9:00 A.M. to 12:00 P.M.

Sunday: Closed

Web: <http://www.ontarionorthland.ca/en/contact/contact.html>

Northbound or Southbound, Ontario Northland will take you to your destination. Ontario Northland Motor Coach Services provide scheduled service between Toronto and Hearst, along the Highway 11 corridor which passes through North Bay and Cochrane, and along the Highway 69 Corridor, which passes through Sudbury and Timmins. Motor Coach Services also offers Bus Parcel Express (BPX) services. The transportation of these parcels is handled through scheduled motor coach service routes, with connections across the continent.

You can purchase your tickets for the bus at the Kapuskasing Station or through one of the agents located in northeastern Ontario. No reservations are required – simply arrive at the terminal before your departure time, giving yourself enough time to purchase a ticket and tag your luggage.

Kapuskasing Community Profile

6 Taxes and Utilities

6.1 Local Property Tax Rates

Table 24: Local Property Tax Rates, 2010

Property Class	Total Tax Rates (%)
Residential/ Farm (RT)	2.648444
Farm (FT)	0.851110
Multi-residential (MT)	3.815617
Commercial (CT)	4.908082
Commercial Parking/Vacant Land (CG/GT)	N/A
Commercial Excess/Vacant (CU)	3.586857
Commercial Office Building (DT)	N/A
Commercial Shopping Centre (ST)	4.908082
Industrial (IT)	5.212216
Industrial Vacant Units/Excess Land (IU)	3.564340
Industrial Vacant Land (IX)	3.564340
Large Industrial (LT)	8.042587
Pipeline (PT)	3.408618
Managed Forests (TT)	N/A

Source: Town of Kapuskasing

Kapuskasing Community Profile

6.2 Federal and Provincial Income Tax Rates

Table 25: Corporate Taxes – Non-Canadian Controlled¹⁵

Corporate Tax Rates – Non-Canadian Controlled	2010	2011
Combined Federal and Provincial	%	%
General/Manufacturing and Processing/Investment	30/28	26.5
General; Active Business Income	32/30	28.5/28
Investment Income	32/30	28.5/28

Source: <http://www.kpmg.ca/en/services/tax/taxrates.html>

Table 26: Corporate Taxes – Canadian Controlled¹⁶

Corporate Tax Rates - Canadian Controlled	2010	2011
Combined Federal and Provincial	%	%
General/Manufacturing and Processing/Investment	16.5/15.5	15.5
General; Active Business Income	32/30	28.5/28
Investment Income	48.7/46.7	46.7/46.2

Source: <http://www.kpmg.ca/en/services/tax/taxrates.html>

Table 27: Ontario's Capital Tax Elimination Plan

Date	Deduction (\$M)	*M&P and Resources	Regular Corporations	First \$400M of Taxable Capital	Taxable Capital above \$400M	
					Non-Deposit Taking	Deposit Taking
		Eliminated				
4-Jan-09	15		0.225	0.45	0.54	0.675
5-Jan-10	15		0.15	0.3	0.36	0.45
1-Jul-10	Eliminated					

Source: <http://www.kpmg.ca/en/services/tax/taxrates.html> and <http://www.fin.gov.on.ca/english/budget/ontariobudgets/2008/chpt3.html>

¹⁵ Ontario's 2009 budget proposes to decrease the general corporate income tax rate from 14% to 12%, effective July 1, 2010 and will continue to decrease this rate each July 1 thereafter until it reaches 10% on July 1, 2013. The rate will decrease as follows: to 11.5% in 2011, to 11% in 2012 and to 10% in 2013.

The province's 2009 budget also proposes to decrease the M&P income tax rate from 12% to 10%, effective July 1, 2010.

¹⁶ Ontario's 2009 budget proposes to decrease the general corporate income tax rate from 14% to 12%, effective July 1, 2010 and will continue to decrease this rate each July 1, thereafter until it reaches 10% on July 1, 2013. The rate will decrease as follows: to 11.5% in 2011, to 11% in 2012 and to 10% in 2013.

The province's 2009 budget also proposes to decrease the small business income tax rate from 5.5% to 4.5% effective July 1, 2010.

Ontario levies a surtax at a rate of 4.25% on CCPCs claiming the Ontario small business deduction in order to gradually reduce the benefit of the deduction where taxable income exceeds the small business income threshold. Based on the small business limit of \$500,000 the phase-put range for the application of the surtax is between \$500,000 and \$1.5 million. The province's 2009 budget proposes to eliminate this small business deduction surtax, effective July 1, 2010.

Kapuskasing Community Profile

Table 28: Personal Income Tax, 2010

Taxable Income (\$CDN)	2010 Marginal Tax Rates			
	Marginal Rate	Capital Gains	Canadian Dividends	
			Eligible Dividends	Small Business Dividends
first \$37,106	20.05%	10.53%	-6.23%	3.16%
over \$37,106 up to \$40,970	24.15%	12.08%	-0.32%	7.90%
over \$40,970 up to \$65,345	31.15%	15.58%	9.76%	16.65%
over \$65,345 up to \$74,214	32.98%	16.49%	10.55%	17.81%
over \$74,214 up to \$76,986	35.39%	17.70%	14.02%	20.82%
over \$76,986 up to \$81,941	39.41%	19.70%	16.49%	23.82%
over \$81,941 up to \$127,021	43.41%	21.70%	22.25%	28.82%
over \$127,021	46.41%	23.20%	26.57%	32.57%

Source: <http://www.taxtips.ca> and <http://www.cra-arc.gc.ca/tx/ndvdl/fq/txrts-eng.html>

Table 29: Sales Tax

Sales Tax	2010	
	(Jan. to June)	After July 1, 2010
GST (goods and services tax)	5%	
PST (provincial sale tax or retail sales tax)	8%	
HST (harmonized sales tax)		13%

Source: <http://www.cra-arc.gc.ca/tx/bsnss/tpcs/gst-tps/rts-eng.html>

Kapuskasing Community Profile

6.3 Electricity

Service Provider: Hydro One

Phone: 1-888-664-1122

Web: www.hydroone.com

Table 30: Hydro One Residential Electricity Rates

Electricity rates effective May 1, 2010	Urban Density	High Density	Normal Density
1. Electricity:			
First 600 kWh per month (adjusted usage - ¢/kWh)	6.5¢	6.5¢	6.5¢
Additional kWh(adjusted usage - ¢/kWh)	7.5¢	7.5¢	7.5¢
2. Delivery:			
Fixed charge (\$/month)	\$16.19	\$21.19	\$27.45†
Volume charge (metered usage - ¢/kWh)*	2.807¢	3.17¢	3.245¢
Volume charge (adjusted usage - ¢/kWh)	1.031¢	1.049¢	1.014¢
3. Regulatory charges:			
Fixed charge (\$/month)	\$0.25*	\$0.25*	\$0.25*
Volume charge (adjusted usage - ¢/kWh)	0.6873¢	0.6873¢	0.6873¢
4. Debt Retirement charge (metered usage - ¢/kWh):			
	0.70¢	0.70¢	0.70¢
5. Adjustment Factor			
	1.078	1.085	1.092
* If you've enrolled with a retailer, the \$0.25 standard supply service administration charge will be deducted from the Regulatory charges on your bill.			
† Under the Ontario Energy Board Act, and associated regulation, qualifying year-round residences are eligible to receive Rural or Remote Rate Protection (RRRP). The Delivery charge for Normal Density includes the applicable credit of \$28.50.			

Source: Hydro One Networks,

<http://www.hydroone.com/RegulatoryAffairs/RatesPrices/Pages/ResidentialDeliveryRates.aspx>

Kapuskasing Community Profile

Table 31: Hydro One Small Business Electricity Rates (Less than 50 kW per month)

Electricity rates effective May 1, 2010	Urban Density	High Density	Normal Density
1. Electricity:			
First 750 kWh per month (adjusted usage - ¢/kWh)	6.5¢	6.5¢	6.5¢
Additional kWh (adjusted usage - ¢/kWh)	7.5¢	7.5¢	7.5¢
2. Delivery*:			
Fixed charge (\$/month)	\$15.16	\$36.03	\$38.68
Distribution volume charge (metered usage - ¢/kWh)	1.949¢	3.605¢	3.605¢
Transmission connection charge (adjusted usage - ¢/kWh)	0.335¢	0.329¢	0.329¢
Transmission network charge (adjusted usage - ¢/kWh)	0.445¢	0.431¢	0.431¢
3. Regulatory charges:			
Fixed charge (\$/month)	\$0.25*	\$0.25*	\$0.25*
Rural rate protection charge (adjusted usage - ¢/kWh)	0.13¢	0.13¢	0.13¢
Wholesale market service rate (adjusted usage - ¢/kWh)	0.5573¢	0.5573¢	0.5573¢
4. Debt retirement charge (metered usage - ¢/kWh)			
	0.70¢	0.70¢	0.70¢
* If you've enrolled with a retailer, the \$0.25 standard supply service administration charge will be deducted from the Regulatory charges on your bill.			

Source: Hydro One Networks,

<http://www.hydroone.com/RegulatoryAffairs/RatesPrices/Pages/SmallBusinessDeliveryRates.aspx>

Table 32: Hydro One Small Business Electricity Rates (More than 50 kW per month)

Electricity rates effective May 1, 2010	Urban Density	Single Phase	Three Phase
1. Electricity:			
First 750 kWh per month (adjusted usage - ¢/kWh)	6.5¢	6.5¢	6.5¢
Additional kWh (adjusted usage - ¢/kWh)	7.5¢	7.5¢	7.5¢
2. Delivery*:			
Fixed charge (\$/month)	\$29.37	\$45.31	\$47.97
Distribution volume charge (billed demand - \$/kW)	\$7.102	\$9.327	\$9.327
Transmission connection charge (billed demand - \$/kW)	\$1.160	\$1.106	\$1.106
Transmission network charge (billed demand - \$/kW)	\$1.542	\$1.483	\$1.483
3. Regulatory charges:			
Fixed charge (\$/month)	\$0.25*	\$0.25*	\$0.25*
Rural rate protection charge (adjusted usage - ¢/kWh)	0.13¢	0.13¢	0.13¢
Wholesale market service rate (adjusted usage - ¢/kWh)	0.5573¢	0.5573¢	0.5573¢
4. Debt retirement charge (metered usage - ¢/kWh)			
	0.70¢	0.70¢	0.70¢
* If you've enrolled with a retailer, the \$0.25 standard supply service administration charge will be deducted from the Regulatory charges on your bill.			

Source: Hydro One Networks,

<http://www.hydroone.com/RegulatoryAffairs/RatesPrices/Pages/SmallBusinessDeliveryRates.aspx>

Kapuskasing Community Profile

Service Provider: Northern Ontario Wires Inc.
 153 6th Avenue
 P.O. Box 640
 Cochrane, ON
 P0L 1C0
 Phone: 705-272-6669
 Toll Free: 1-800-619-6722
 Fax: 705-272-3015
 Web: www.northernontariowires.com

Kapuskasing is served by Northern Ontario Wires Inc. which also serves Cochrane and Iroquois Falls. Their head office is located at 153 Sixth Avenue in Cochrane. The payment office is located at the Civic Centre, 88 Riverside Drive in Kapuskasing. Their hours of operations are from 8:30 a.m. to 4:30 p.m., Monday to Friday.

Table 33: Northern Ontario Wires Residential Customers

Electricity rates effective May 1, 2010	Rates
Service Charge	\$17.71
Service Charge Smart Meter Funding Adder	\$1.00
Distribution Volumetric Rate (\$/kWh)	0.0134
Low Voltage Volumetric Rate (\$/kWh)	0.0011
Distribution Volumetric Deferral Account Rate Rider One – effective until Tuesday, April 30, 2013 (\$/kWh)	-0.00120
Retail Transmission Rate – Network Service Rate (\$/kWh)	0.0049
Retail Transmission Rate – Line and Transformation Connection Service Rate (\$/kWh)	0.0041
Wholesale Market Service Rate (\$/kWh)	0.0052
Rural Rate Protection Charge (\$/kWh)	0.0013
Standard Supply Service – Administrative Charge	\$0.25

Source: Northern Ontario Wires Inc.
http://www.northernontariowires.com/NorthernOntWires_2010%20IRM%20Appl_20091027.pdf

Table 34: General Service (Less than 50 kW) – Single Phase energy-billed [G1]

Electricity rates effective May 1, 2010	Rates
Service Charge	\$23.74
Service Charge Smart Meter Funding Adder	\$1.00
Distribution Volumetric Rate (\$/kWh)	0.0133
Low Voltage Volumetric Rate (\$/kWh)	0.0006
Distribution Volumetric Deferral Account Rate Rider One – effective until Tuesday, April 30, 2013 (\$/kWh)	-0.00130
Retail Transmission Rate – Network Service Rate (\$/kWh)	0.0045
Retail Transmission Rate – Line and Transformation Connection Service Rate (\$/kWh)	0.0037
Wholesale Market Service Rate (\$/kWh)	0.0052
Rural Rate Protection Charge (\$/kWh)	0.0013
Standard Supply Service – Administrative Charge	\$0.25

Source: Northern Ontario Wires Inc.
http://www.northernontariowires.com/NorthernOntWires_2010%20IRM%20Appl_20091027.pdf

Kapuskasing Community Profile

Table 35: Northern Ontario Wires General Service (50 kW to 4,999 kW)

Electricity rates effective May 1, 2010	Rates
Service Charge	\$180.40
Service Charge Smart Meter Funding Adder	\$1.00
Distribution Volumetric Rate (\$/kW)	0.6834
Low Voltage Volumetric Rate (\$/kW)	0.3342
Distribution Volumetric Deferral Account Rate Rider One – effective until Tuesday, April 30, 2013 (\$/kW)	-0.58390
Retail Transmission Rate – Network Service Rate (\$/kW)	1.8063
Retail Transmission Rate – Line and Transformation Connection Service Rate (\$/kW)	1.4682
Wholesale Market Service Rate (\$/kWh)	0.0052
Rural Rate Protection Charge (\$/kWh)	0.0013
Standard Supply Service – Administrative Charge	\$0.25

Source: Northern Ontario Wires Inc.

http://www.northernontariowires.com/NorthernOntWires_2010%20IRM%20Appl_20091027.pdf

Kapuskasing Community Profile

6.4 Natural Gas

Service Provider: Union Gas
Phone: 1-877-969-0999
Web: www.uniongas.com

Union Gas Limited is a major Canadian natural gas utility that provides energy delivery and related services to about 1.3 million residential, commercial and industrial customers in over 400 communities in northern, southwestern and eastern Ontario. Union Gas has assets of approximately \$4 billion and employs about 2,200 people. Union Gas is a Spectra Energy Company.

Union Gas distribution service area extends throughout northern Ontario from the Manitoba border to the North Bay/Muskoka area, through southwestern Ontario from Windsor to just west of Toronto, and across eastern Ontario from Port Hope to Cornwall. Union Gas also provides natural gas storage and transportation services for other utilities and energy market participants in Ontario, Quebec and the United States. Union Gas' storage and transmission system forms an important link in the movement of natural gas from Western Canadian and U.S. supply basins to central Canadian and Northeast U.S. markets.

Table 36: Union Gas - Regional Residential Rates (Rate 101)

Monthly Demand Charge	Rates as of July 1, 2010
Gas commodity rate (cents/m3)	17.0042
Transportation (cents/m3)	4.6375
Storage (cents/m3)	1.8957
Delivery (cents per m3)	
First 100 m ³	8.2835
Next 200 m ³	7.7277
Next 200 m ³	7.3327
Next 500 m ³	6.9702
All over Previous Block	6.6708
Delivery Price Adjustment	0
Monthly charge (per metre)	\$19.00

Source: <http://www.uniongas.com/residential/rates/>

Kapuskasing Community Profile

Table 37: Union Gas - Small Commercial Rates (Rate 110)

Monthly Demand Charge	Rates as of July 1, 2010
Gas commodity rate (cents/m3)	17.0042
Transportation (cents/m3)	4.2900
Storage (cents/m3)	1.2118
Monthly Delivery Commodity Charge (cents per m3)	
First 1,000 m ³	7.1445
Next 9,000 m ³	5.6588
Next 20,000 m ³	4.8116
Next 70,000 m ³	4.2692
Over 100,000 m ³	2.2144
Delivery Price Adjustment	0
Monthly Charge (per metre)	\$70.00

Source: <http://www.uniongas.com/business/rates/>

For large business rates services, please check website:

www.uniongas.com/largebusiness/rateservices

Service Provider: Enbridge Gas

Phone: 1-866-763-5427

Web: [https://portal-](https://portal-plumprod.cgc.enbridge.com/portal/server.pt?open=512&objID=414&PageID=0&cached=true&mode=2&userID=2)

[plumprod.cgc.enbridge.com/portal/server.pt?open=512&objID=414&PageID=0&cached=true&mode=2&userID=2](https://portal-plumprod.cgc.enbridge.com/portal/server.pt?open=512&objID=414&PageID=0&cached=true&mode=2&userID=2)

Table 38: Commercial and Industrial Rates (rate 6)

Monthly Demand Charge	Rates as of July 1, 2010
Customer Charge	\$60
Gas commodity rate (cents/m3)	17.3842
Transportation to Enbridge (cents/m3)	4.8009
Monthly Delivery Commodity Charge (cents per m3)	
First 500 m ³	7.8186
Next 1,050 m ³	6.1188
Next 4,500 m ³	4.9289
Next 7,000 m ³	4.1640
Next 15,250 m ³	3.8242
Over 28,300 m ³	3.7391
Additional Items	
Gas Cost Adjustment	-1.0418

Source: <https://portal-plumprod.cgc.enbridge.com/portal/server.pt?open=512&objID=414&PageID=0&cached=true&mode=2&userID=2>

Kapuskasing Community Profile

6.5 Waste Management

Table 39: Waste Disposal Site

Kapuskasing-Moonbeam Landfill Site	
Working Hours	Monday to Friday - 9:00 a.m. to 6:00 p.m. Saturday - 9:00 a.m. to 1:00 p.m.
Tipping Fees	1. Freon (CFCs) Appliances: \$30.00 2. Construction/Demolition Waste: \$15.00/tonne

Source: Town of Kapuskasing, <http://www.kapuskasing.ca/Residents/PublicWorks/GarbageCollectionAndLandfillSite/default.aspx>

6.6 Water and Sanitary Sewer

Table 40: Water Rates

Characteristics	Charges
Minimum water rates charge	\$23.32
First 100 Cubic Metres	\$2.57
Next 100 Cubic Metres	\$2.57
Balance	\$2.57

Source: Town of Kapuskasing, <http://www.kapuskasing.ca/Residents/PublicWorks/WaterAndSewer/default.aspx>

Table 41: Water Treatment Facilities

Characteristics	
Rated Capacity (m ³ /day)	6500
Daily Consumption (m ³ /day)	3200
Effective Date	Dec-09

Source: Town of Kapuskasing, http://www.investinontario.com/communities/utilities.asp?mun_name=3556066&topic=1

Table 42: Sewage Treatment Plant

Characteristics	
Capacity (m ³ /day)	9200
Average Daily Flow (m ³ /day)	4545

Source: Town of Kapuskasing, http://www.investinontario.com/communities/utilities.asp?mun_name=3556066&topic=1

Table 43: Sewage Rates

Characteristics	
Flat Rate Charge (\$/month)	N/A
Cubic Meters (\$)	\$0.73

Source: Town of Kapuskasing, <http://www.kapuskasing.ca/Residents/PublicWorks/WaterAndSewer/default.aspx>

For further information, please contact:

Project Coordinator, Kapuskasing Economic Development Corporation

André Robichaud

Town of Kapuskasing

88 Riverside Drive

Kapuskasing, ON

P5N 1B3

Phone: 705-335-4453

Fax: 705-337-1741

Email: andre.robichaud@kapuskasing.ca

Web: www.kapuskasing.ca

Kapuskasing Community Profile

6.7 Communications Infrastructure

Table 44: Communications Infrastructure

Service	Company Name
Digital Switching	Eastlink Ontera
Local High Speed Internet Providers	KapOnline Ontera Vianet Eastlink Northern Telephone
Fibre Optics Providers	KapOnline Ontera Northern Telephone Vianet Eastlink
Cable/Satellite TV Providers	Bell Shaw – Shaw Direct - Starchoice Persona - Eastlink
Local Cell phone Coverage/Providers	Northern Telephone Limited Bell Telus Rogers
Broadband Retail:	Kap Online Ontera Northern Telephone Vianet Eastlink
Wireless Broadband	KapOnline

Source: Town of Kapuskasing

KapOnline

30 Brunetville Road
Kapuskasing, ON
P5N 2E7
Tel: 705-335-7100
Fax: 705-335-7101
Web: www.kaponline.com

KapOnline offers high speed internet and Voice Over IP phone service to the residents of Kapuskasing and area. KapOnline prides itself on its footprint of high speed coverage, which covers all nooks and crannies from Fauquier to Harty. More so, KapOnline's VoKOL digital phone service is the only alternative to the area's one.

Ontera

555 Oak Street East
North Bay, ON
P1B 8L3
Phone: 1-888-5-ONTERA

Kapuskasing Community Profile

Fax: 705-495-2025

Email: customer.service@ontera.ca

Web: www.ontera.ca

For all inquiries including signing up for internet services, telephone, long distance plans, data and cellular please call: 1-888-5-ONTERA (1-888-566-8372). Email inquiries including information, new account set up, existing service changes can be sent to customer.service@ontera.ca.

Ontera is a wholly owned subsidiary of the Ontario Northland Transportation Commission (ONTC), an Operational Enterprise of the Province of Ontario. ONTC, established in 1902, strives to be a recognized leader in creating prosperity in the North by providing innovative, competitive transportation and telecommunications solutions.

Ontera is a full integrated telecommunication company, offering a wide range of telecommunications and IP-based solutions, including Internet, long distance, local voice, data and information technology services throughout Northern Ontario.

Ontera Telcom Services:

- IQFL digital switching (DMS-10) over fibre transport to the DMS-200
- DMS-10 can provide standard features (call waiting, display, call forwarding etc.)
- CCS-7 service in digital facilities in IQFL over fibre and Gbic bandwidth capability
- DSL on line.
- T1 capacity each T1 having 24 channels.

Northern Tel

Toll Free: 1-800-360-2373

Residential and Business Service

Timmins area: 705-360-8555

All other areas: 1-800-360-8555

Monday to Friday, 8 a.m. to 5 p.m.

Internet Help Desk

Internet Help Desk: 1-800-773-2121

Residential Service: 7 days a week, 24 hours a day

Business Service: Monday to Friday 8:00 a.m. to 9:00 p.m.; Saturday and Sunday 9:00 a.m. to 5:00 p.m.

Web: www.northerntel.ca

Northern Tel has provided total communications solutions effectively to meet the changing needs of Northerners since 1905. They have 250 employees dedicated to delivering quality services and products to over 66,000 customers across an 83,000 kilometre service area with better understanding of what is important to the customers.

Northern Tel Services:

- ADSL Dedicated & Dynamic Data Service
- CCS-7
- DS-1 Dedicated T1 Data Line
- Seamless Voice, Video & Data Links
- Fully Diverse Network - No Single Point of Failure

Kapuskasing Community Profile

- Dedicated Account Team Providing 7X24 Network Surveillance and Maintenance Service
- Newbridge ATM Infrastructure.

Eastlink

General Inquiries

P.O. Box 8660, Station "A"

Halifax, NS

B3K 5M3

Phone: 1-888-345-1111

Web: www.eastlink.ca/central/index.asp

Persona

P.O. Box 4500

500 Barrydowne Road, Unit 15

Iroquois Falls, ON P0K 1G0

Phone: 1-866-737-7662

EastLink is a Canadian owned and operated company delivering world-class telecommunication and entertainment services to residential, business and public sector customers throughout Canada. EastLink got its start in Amherst, NS, in 1970 when it was issued one of the first cable licences granted by the CRTC. Today it is the largest privately owned cable company in Canada, with customers in all 10 provinces. In fact, it is the only privately held cable company with a national footprint.

Through a series of strategic acquisitions, EastLink is the fifth-largest cable television provider in Canada, with over 1,500 employees working in offices across the country.

Vianet Internet Solutions

128 Larch Street, Suite 301

Sudbury, ON

P3E 5J8

Phone: 705-675-0400

Fax: 705-675-0404

Web: <http://www.vianet.ca/index.php>

Vianet offers a wide variety of options and solutions to meet all of your business Internet needs. Each business situation is carefully evaluated to provide the appropriate service in a cost effective manner. Vianet has the technical expertise and experience to provide reliable solutions to the telecommunications and technology needs of businesses of any size, from home offices to large corporations. Vianet installations can be found in schools, hospitals, service and manufacturing industries, government institutions and multiple branch offices. Vianet is among a select group of Canadian companies allowed to offer competitive local phone service. vTone delivers reliable phone service over a broadband Internet connection instead of regular copper lines.

Kapuskasing Community Profile

Telus

Telus Mobility Client Care
200 Consilium Place, Suite 1600
Scarborough, ON M1H 3J3
Phone: 1-866-558-2273
Web: www.telusmobility.com/en/ON/home/index.shtml

Rogers

Rogers Wireless
100 Westmorland Street
Moncton, NB E1C 0G1
Phone: 1-888-764-3771
Web:
www.rogers.com/web/Rogers.portal?cm_mmc_o=mH4j7BBTkwCjC2By5jPyzEpjivNi9jwECjCqBTwylCjCyBTwyl

Bell Canada

Main Contact
Customer Service Centre
P.O. Box 920 Station A
Toronto, ON
M5W 1G5
Phone: your area code + 310-2355
Toll Free: 1-800-667-0123
Web: www.bell.ca

Bell Canada provides local and long distance phone service, wireless voice and data services, internet access, satellite television, and a host of other solutions and services to Canadian homes and businesses.

Shaw

Phone: 1-888-472-2222
Web: <http://www.shaw.ca/en-ca/>

Shaw has experienced rapid and successful growth within the cable, satellite and telecommunications industries over the last several decades. With this growth, Shaw has created and acquired a number of companies focused on delivering high-quality products and services to approximately 3.0 million customers in Canada.

Shaw companies include:

- Shaw Communications Inc.
- Shaw Cablesystems G.P.
- Shaw Direct
- Shaw Tracking
- Shaw Broadcast Services
- Shaw Business Solutions

Kapuskasing Community Profile

Shaw Direct - Star Choice

Star Choice Communications

Suite 100, 2400 32 Avenue NE

Calgary, AB T2E 9A7

Phone: 1-866-782-7932

Fax: 1-800-872-8219

Web: www.shawdirect.ca/english/default.asp

Shaw Direct, formerly Star Choice Communications, is a leading provider of digital direct-to-home (DTH) satellite television in Canada. Shaw Direct provides 100% digital picture and Dolby surround sound audio capability to over 840,000 customers across the country.

7 Building and Development Related Fees

7.1 Development Related Fees

For further information, please contact:

Building Department
Town of Kapuskasing
88 Riverside Drive
Kapuskasing, ON
P5N 1B3
Phone: 705-337-4263
Fax: 705-337-1741
Email: jon.beadow@kapuskasing.ca
Web: www.kapuskasing.ca

7.2 Development Charges

There are no development charges.

8 Industrial Parks

8.1 Industrial Parks

Currently there is an industrial park with development ready land in Kapuskasing.

[Click here](#) for the Airport Industrial Park

For further information or development opportunities, please contact:

Kapuskasing Economic Development Corporation

André Robichaud

Town of Kapuskasing

88 Riverside Drive

Kapuskasing, ON

P5N 1B3

Phone: 705-337-4453

Fax: 705-337-1741

Email: andre.robichaud@kapuskasing.ca

Web: www.kapuskasing.ca

9 Business Support Programs and Services

9.1 Government and Business Services

Town of Kapuskasing

88 Riverside Drive
Kapuskasing, ON
P5N 1B3
Phone: 705-335-2341
Fax: 705-337-1741
Email: andre.robichaud@kapuskasing.ca
Web: <http://www.kapuskasing.ca>

Canada Post

22 Circle
Kapuskasing, ON
P5N 1T0
Phone: 705-335-3365
Web:
www.canadapost.ca/cpotools/apps/track/personal/findByTrackNumber?execution=e2s1

North Eastern Ontario Communications Network Incorporated

124 Third Ave., Suite 2
Timmins, ON
P4N 1C5
Phone: 705-360-1353 ext. 2
Email: dmcgirr@neonet.on.ca
Web: www.neonet.on.ca

Canada Employment & Immigration (Service Canada)

8 Queen Street
Kapuskasing, ON
Canada
P5N 1G7
Phone: 705-335-2337

Cochrane District Social Service Administration Board - Ontario Works

6 Ash Street
Kapuskasing, ON
Canada
P5N 2C8
Phone: 705-335-3435
Fax: 705-335-8199

Kapuskasing Community Profile

Cochrane District Social Services Administration Board (DSSAB)

Ontario Works & Children's Services

6 Ash Street
Kapuskasing, ON
P5N 2C8
Phone: 705-335-3435
Toll Free: 1-800-588-4443
Fax: 705-335-8199
Web: www.cdssab.on.ca/english/main.html

Housing

6 Ash Street
Kapuskasing, ON
P5N 2C8
Phone: 705-335-6179
Toll Free: 1-800-667-2143
Fax: 705-335-8199
Web: www.cdssab.on.ca/english/main.html

The District of Cochrane Social Services Administration Board was established in February 1999 by provincial legislation as part of the Local Services Realignment. The CDSSAB was created through the consolidation of the Cochrane District Welfare Board and the City of Timmins Department of Social and Family Services to deliver Ontario Works and Children's Services throughout the District. The Cochrane District is a true cultural mosaic of First Nations people, French Canadians and English Canadians celebrating their cultural diversity in the fresh air of Northern Ontario.

Ministry of Northern Development, Mines and Forestry

P.O. Bag 3060
1270 Hwy 101 East
South Porcupine, ON
P0N 1H0
Regional Resident Geologist 705-235-1619
Mining Lands Consultant 705-235-1600
Mineral Development Officer 705-235-1628
Web: www.mndm.gov.on.ca

Kapuskasing Office

122 Government Road West
P5N 2X6
Tel: 705-337-9331
Fax: 705-335-8765

The Ministry of Northern Development, Mines and Forestry serves Northern Ontario. They also represent northern and mining interests at Queen's Park. Their Northern Development Division delivers programs and services across Northern Ontario that help the economy and the communities prosper and grow.

They offer financial help for a variety of private sector business ventures through these programs:

Kapuskasing Community Profile

- Advanced Manufacturing Investment Strategy (AMIS)
- Emerging Technology
- Enterprises North Job Creation
- Innovation Demonstration Fund
- Next Generation of Jobs Fund
- Northern Energy
- Northern Ontario Grow Bonds Business Loan
- Northern Ontario Young Entrepreneur
- Northern Ontario Youth Internship and Co-op
- Summer Jobs Service (for employers)
- Veterinary Assistance Program.

The Ministry of Northern Development, Mines and Forestry works with other Ontario government ministries to represent those ministries in the North. It also provides useful information and services regarding the following topics:

- Business Consulting Services
- Global Trader Awards
- Small Business Enterprise Centres
- Tourism
- Trade and Investment Marketing
- Wisdom Exchange.

Cochrane Temiskaming Resource Centre

7 Aurora Avenue
Kapuskasing, ON
P5N 1J6
Canada
Phone: 705-335-4122

Ministry of Environment

P.O. Box 486
Kapuskasing, ON
P5N 1M4
Canada
Phone: 705-335-4992

Kapuskasing Service Canada Centre

8 Queen Street
Kapuskasing, ON
P5N 1G7
Phone: 705-335-2337
Toll Free: 1-800-926-9105
Web: www.servicecanada.gc.ca

Service Canada was created in 2005 to improve the delivery of government programs and services to Canadians, by making access to them faster, easier, and more convenient. Service Canada offers single-window access to a wide range of Government of Canada programs and services for citizens through more than 600 points of service

Kapuskasing Community Profile

located across the country, call centres, and the Internet. Service Canada offers the following services to employers:

- Record of Employment (ROE)
Service Canada uses this information to determine whether an employee qualifies for EI benefits, the benefit rate and the duration of their claim. Even if the employee has no intention of filing a claim for EI benefits a ROE must be issued.
- Work-Sharing Program
Helps employers and workers avert layoffs when there is a temporary reduction in demand for their product. Workers willing to work a shortened work-week may receive Employment Insurance (EI) benefits for the days they are not working.
- Canada Summer Jobs
Provides funding to create high-quality summer job opportunities for students between the ages of 15 and 30 for not-for-profit organizations, public-sector employers, and small businesses with 50 or fewer employees.
- Job Bank for Employers
A tool for employers to post job vacancies that will be seen by thousands of job seekers.
- Wage Earner Protection Program
When an employer declares bankruptcy or becomes subject to a receivership, this program reimburses eligible workers for unpaid wages and vacation pay they are owed.
- Automated Earnings Reporting System
Employers can submit electronically earnings and payroll information. It aims to prevent fraud or overpayment of EI benefits.
- Employment Assistance Services
Provides funding to organizations to assist unemployed individuals prepare for, obtain and maintain employment.
- Work Force Reduction Program
If a company is faced with restructuring or downsizing, this program allows its employees, who agree to leave their jobs, to qualify for Employment Insurance benefits.
- Report on Hiring (ROH) Program
A voluntary program in which participating employers provide new employee hirings and recalls to Service Canada on a monthly basis.
- Supplemental Unemployment Benefit Program
This program provides supplemental payments to Employment Insurance (EI) benefits during a period of unemployment due to temporary stoppage of work, training, illness, injury or quarantine.
- Employment Insurance Premium Reduction Program
A company may be eligible for a reduction in its EI premium rate, if it provides its employees with disability coverage for short-term illness or injury.
- Temporary Foreign Worker Program
Helps employers hire foreign workers to help address skill and labour shortages to supports economic growth and create more opportunities for all Canadians.

Kapuskasing Community Profile

Ministry of Natural Resources

122 Government Road

Kapuskasing, ON

P5N 2X8

Canada

Phone: 705-335-6191

Kapuskasing Community Profile

Motor Vehicle Licensing Bureau

122 Government Road West
Kapuskasing, ON
P5N 2X8
Canada
Phone: 705-335-6008
Toll Free: 1-800-267-8097

Northern Corridor Assessment

12 Ash Street
Kapuskasing, ON
P5N 2C8
Canada
Phone: 705-335-5588

Ontario Probation & Parole

122 Government Road West
Kapuskasing, ON
P5N 2X8
Canada
Phone: 705-335-6116

Canadian Business Service Centre

Phone: 1-888-576-4444 (9:00 a.m. to 5:00 p.m., in every time zone)
TTY (deaf/hard of hearing): 1-800-457-8466 (8:30 a.m. to 6:00 p.m., Eastern Time)
Web: www.cbsc.org

Canada Business Service Centre is a government information service for businesses and start-up entrepreneurs in Canada. They reduce the complexity and burden of dealing with various levels of government by serving as a single point of access for federal and provincial/territorial government services, programs and regulatory requirements for business.

9.2 Chamber of Commerce and Business Associations

Kapuskasing and District Chamber of Commerce

25 Millview Road
Kapuskasing, ON
P5N 2X6
Phone: 705-335-2332
Fax: 705-335-2359
Toll Free: 1-800-463-6432
Email: board@ntl.sympatico.ca
Web: www.kapchamber.com

North Claybelt Community Futures Development Corporation

6 Ash Street
Kapuskasing, ON
P5N 2C8
Phone: 705-337-1407
Toll Free: 1-888-289-4233
Fax: 705-337-6285
Email: info@northclaybelt.com
Web: www.northclaybelt.com/choose-language

Community Futures Development Corporations (CFDCs) support community economic development by assisting Ontario's rural and northern communities to strengthen and diversify their economies. CFDCs are community-based, not-for-profit organizations that are each run by a board of local volunteers. They are staffed by professionals who encourage entrepreneurship and the pursuit of economic opportunities. Through FedNor/Industry Canada, the Government of Canada provides funding, advice and support to 61 CFDCs located throughout rural and Northern Ontario.

9.3 Education, Employment and Training Services

Contact North

Marie-Josée Hébert
Contact North | Contact Nord
3 Aurora Street
Kapuskasing, ON
P5N 1J6
Phone: 705-335-2727
Fax: 705-335-5924
Email: kapuskasing@contactnorth.ca
Web: www.contactnorth.ca

Since 1986, the Contact North Network has provided access to education and training opportunities with learners in mind. In today's increasingly global economy, education and training have never been more important. Whether it is upgrading current skills through professional development, completing a secondary school diploma or pursuing post-secondary studies, Contact North helps Northern Ontario residents maintain their competitive edge in today's workforce.

Kapuskasing Community Profile

K&J Safety Training & Consulting

RR #1
Val Rita, ON
P0L 2G0
Phone: 705-335-2760
Email: kjsafetytraining@live.ca

Job Connect

3 Aurora Ave
Kapuskasing, ON
P5N 1J6
Phone: 705-337-6673

Post Secondary Institutions in North Eastern Ontario

Collège Boréal

3 Aurora Avenue
Kapuskasing, ON P5N 1J6
Phone: 705-337-6673
Fax: 705-337-5434
Web: www.boreal.on.ca
Major Programs: Automotive/Mechanical, Business, Construction, Forestry, Health, Information Technology

Université de Hearst

Hearst; Kapuskasing; Timmins
7 avenue Aurora,
Kapuskasing, ON P5N 1J6
Phone: 705-335-8561
Toll free: 1-866-335-8561
Web: <http://www.uhearst.ca/>
Major Programs: Business and Administration, French, Geography, History, Economics, Political Science, Psychology, Social Services, Sociology, Translation

Laurentian University

935 Ramsey Lake Road
Sudbury, ON P3E 2C6
Phone: 705-675-1151
Fax: 705-675-4891
Web: www.laurentian.ca
Major Programs: Business, Engineering, Medicine, Science

Cambrian College

Sudbury (Main Campus); Espanola; Little Current
1400 Barrydowne Road
Sudbury, ON P3A 3V8
Phone: 705-566-8101
Toll Free: 1-800-461-7145
Web: www.cambriancollege.ca/index.php

Kapuskasing Community Profile

Major Programs: Automotive/Mechanical, Business, Health, Hospitality/Tourism, Information Technology

Nipissing University

North Bay (Main Campus)
100 College Drive, Box 5002
North Bay, ON P1B 8L7
Phone: 705-474-3450
Fax: 705-474-1947
Web: www.nipissingu.ca
Major Programs: Business, Medicine, Science, Education

Canadore College

North Bay (Main Campus); Mattawa; Parry Sound; Sturgeon Falls
100 College Drive, P.O. Box 5001
North Bay, ON, P1B 8K9
Phone: 705-474-7600
Fax: 705-474-2384
Web: www.canadorec.on.ca

Major Programs: Automotive/Mechanical, Business, Construction, Health, Hospitality/Tourism, Information Technology

Northern College (Northern College of Applied Arts and Technology)

Timmins (Main Campus); Haileybury; Kirkland Lake; Moosonee; South Porcupine
Mail: P.O. Box 3211
Timmins ON P4N 8R6
Phone: 705-235-7222
Toll Free: (Ontario) 1-866-736-5877
Fax: 705-235-7279
Web: www.northernnc.on.ca
Major Programs: Business, Construction, Health, Information Technology

Sault College

Sault Ste. Marie, ON
Phone: 705-759-2554
Web: www.saultc.on.ca/#

Major Programs: Automotive/Mechanical, Business, Construction, Forestry, Health, Hospitality/Tourism

Academy of Learning Career and Business College

North Bay; Sault Ste. Marie; Sudbury
Web: www.academyoflearning.com/ON/HOME.aspx
Major Programs: Business, Health, Information Technology, Services

Everest College of Business, Technology and Health Care

Sudbury
Phone: 877-390-2799
Web: www.everest.ca
Major Programs: Business, Finance, Health, Information Technology

Transport Training Centres of Canada

Sudbury (Main Campus); North Bay; Sault Ste. Marie; Timmins
17 Willow Street

Kapuskasing Community Profile

North Bay, ON P1B 8Z4

Phone: 705-840-1176

Fax: 705-840-2812

Web: www.ttcc.ca

Major Programs: Heavy Equipment and Commercial Truck Training

9.4 Accountants and Investor Groups

Caisse Populaire

36 Riverside Drive

Kapuskasing, ON

P5N 1J6

Phone: 705-335-6161

CIBC

2 Circle Street

Kapuskasing, ON

P5N 1J6

Phone: 705-335-2218

H & R Block Canada Incorporated

49 Queen Street

Kapuskasing, ON

P5N 1J6

Phone: 705-335-2000

Investors Group

2 Ash Street

Kapuskasing, ON

P5N 1J6

Phone: 705-335-2260

Collins Barrow

2 Ash Street

Kapuskasing, ON

P5N 1J6

Phone: 705-337-6411

Fax: 705-335-6563

Email: kapuskasing@collinsbarrow.com

Web: www.collinsbarrow.com

Kapuskasing Community Profile

9.5 Area Financial Institutions

CIBC

2 Circle Street
Kapuskasing, ON
P5N 1T3
Phone: 705-335-2218
Web: www.cibc.ca

Scotiabank

16 Circle Street
Kapuskasing, ON
P5N 1T4
Phone: 705-335-6071
Web: www.scotiabank.com

TD Canada Trust

25 Brunetville Road
Kapuskasing, ON
P5N 2E9
Phone: 705-335-2351
Web: www.tdcanadatrust.com

Caisse Populaire

36 Riverside Drive
Kapuskasing, ON
P5N 1A6
Phone: 705-335-6161

9.6 Real Estate

True North Realty LTD

20 Stewart Avenue
Kapuskasing, ON
P5N 1S1
Phone: 705-335-2361
Web: www.truenorthrealty.ca

Makuch Realty Millennium Incorporated

38 Pine Street North, Suite 210
Timmins, ON
P4N 6K6
Phone: 705-268-4422
Sales Representative (Kapuskasing)
Ron St-Aubin 705-335-0965
Dany Couture 705-367-0961

Royal LePage Trident Real Estate

25 Brunetville Road
Kapuskasing, ON
P5N 2E9
Phone: 705-335-4760

Silva Terra Realty Incorporated

19 Cain Avenue
Kapuskasing, ON
P5N 1T2
Phone: 705-335-2287

Kapuskasing Community Profile

9.7 Economic Development

The Town of Kapuskasing is strategically located along Highway #11 where it markets itself in the local, regional, national and global markets as a competitive, resourceful and quality place to do business, invest and live. In order to achieve many of its goals, the Kapuskasing Economic Development Office works closely with the municipality facilitating a variety of marketing activities for Kapuskasing.

Table 45: Research & Development Facilities Within 80 km

Name	Municipality	No. of Employees in R & D (approximate)	Area of Research
Agriculture and Agri-Food Canada	Kapuskasing	15	Agriculture
General Motors Cold Weather Development Centre	Kapuskasing	20	Automotive - Vehicle Testing Facility
Sensenbrenner Hospital	Kapuskasing	210	Health/Teaching
North Claybelt Agri Network	Smooth Rock Falls	15	Agriculture

Source: http://www.investinontario.com/communities/econstrategies.asp?mun_name=3556066&topic=2

Table 46: Investment Opportunities

Project Name	Start Date	Location (postal code)	Region	Sector	Type
Kapuskasing Regional Industrial Minerals Project	2010	P5N 1B3	North-East Region	Other	Industrial Minerals
Old Woman Falls Waterpower Facilities Project	2010	P5E 1T3	North-East Region	Other	Hydro Development

Source: http://www.investinontario.com/communities/econstrategies.asp?mun_name=3556066&topic=3

Kapuskasing Regional Industrial Minerals Project

The Kapuskasing Economic Development Corporation is undertaking a comprehensive analysis of the industrial mineral sector in the region. Four potential commodities will be examined; clay, slate, silica and soapstone. The community is seeking to investigate an economic development opportunity to stimulate interest in some of the deposits for micro industries.

Old Woman Falls Waterpower Facility Project

The Town of Kapuskasing and Hydroméga have partnered in the development of a 'run-of-river' waterpower facility at Old Woman Falls on the Kapuskasing River. The waterpower facility project will have an installed capacity of 5 MW.

For further information please contact:

André Robichaud
 Project Coordinator, Kapuskasing Economic Development Corporation
 Town of Kapuskasing
 88 Riverside Drive
 Kapuskasing, ON

Kapuskasing Community Profile

P5N 1B3
Canada
Phone: 705-337-4453
Fax: 705-337-1741
Email: andre.robichaud@kapuskasing.ca
Web: www.kapuskasing.ca

9.8 Incentives

Capital Incentives

Advanced Manufacturing Investment Strategy Program - Ministry of Economic Development

Web: www.ontariocanada.com/ontcan/1med/en/progserv_amis_en.jsp

Business Development Bank of Canada

Web: www.bdc.ca/en/home.htm

Canada Small Business Financing Program - Industry Canada

Web: www.ic.gc.ca/eic/site/csbfp-pfpec.nsf/eng/Home

Canadian Youth Business Foundation Start-Up Financing Program

Web: www.cybf.ca/entrepreneurs

ecoEnergy for Renewable Heat

Web: www.ecoaction.gc.ca/ecoenergy-ecoenergie/heat-chauffage/index-eng.cfm

ecoEnergy Retrofit (industry)

Web: <http://oeo.nrcan.gc.ca/industrial/financial-assistance/retrofit/index.cfm?attr=0>

FEDNOR - Applied Research and Development Program

Web: www.ic.gc.ca/eic/site/fte-fte.nsf/eng/00013.html

Loan Guarantee Program - Ontario Ministry of Natural Resources

Web: www.mnr.gov.on.ca/en/Business/Forests/2ColumnSubPage/STEL02_167204.html

Next Generation of Jobs Fund - Biopharmaceutical Investment Program - Ministry of Research and Innovation

Web: www.mri.gov.on.ca/english/programs/bip/program.asp

Next Generation of Jobs Fund - Jobs & Investment Program - Ministry of Economic Development

Web: www.ontariocanada.com/ontcan/1med/en/nextgen_jip_en.jsp

NextGen Biofuels Fund - Sustainable Development Technology Canada

Web: www.sdte.ca/en/funding/NextGen_Biofuels_Fund/index.htm

NOHFC - Northern Energy Program

Web: www.mndm.gov.on.ca/nohfc/program_nep_e.asp

NOHFC - Private Sector Emerging Technology Program

Web: www.mndm.gov.on.ca/nohfc/program_etp_e.asp

Kapuskasing Community Profile

Ontario Centres of Excellence - Investment Accelerator Fund Program

Web: www.oce-ontario.org/Pages/Cinvest.aspx

Ontario Community Futures Program - FedNor

Web: www.ic.gc.ca/eic/site/fednor-fednor.nsf/eng/h_fn01468.html

Ontario Current Cost Adjustment (OCCA): Pollution Control Equipment - Ontario Ministry of Revenue

Web: www.rev.gov.on.ca/en/bulletins/ct/3005.html

Ontario Innovation Demonstration Fund

Web: www.mri.gov.on.ca/english/programs/idf/guidelines.asp

Ontario Solar Thermal Heating Incentive (OSTHI) - Ontario Ministry of Energy and Infrastructure

Web: www.mei.gov.on.ca/en/energy/renewable/index.php?page=osthi

SD Tech Fund - Sustainable Development Technology Canada

Web: www.sdtef.ca/en/SOInfo.htm

SMART Program - Canadian Manufacturers & Exporters

Web: www.cme-smart.ca

Strategic Aerospace and Defence Initiative - Industry Canada

Web: http://ito.ic.gc.ca/eic/site/ito-oti.nsf/eng/h_00022.html

Summer Company

Web: www.sbe.gov.on.ca/ontcan/sbe/youth_summerco_index.jsp

Commercialization Incentives

MaRS - Business Mentorship and Entrepreneurship Program (BMEP)

Web: www.marsdd.com/mars/About-MaRS/Partners/mrp.html

MaRS Discovery District (MaRS)

Web: www.marsdd.com/MaRS-Home.html

Next Generation of Jobs Fund - Biopharmaceutical Investment Program - Ministry of Research and Innovation

Web: www.mri.gov.on.ca/english/programs/bip/program.asp

Next Generation of Jobs Fund - Jobs & Investment Program - Ministry of Economic Development

Web: www.ontariocanada.com/ontcan/1med/en/nextgen_jip_en.jsp

NOHFC - Private Sector Emerging Technology Program

Web: www.mndm.gov.on.ca/nohfc/program_etp_e.asp

NextGen Biofuels Fund - Sustainable Development Technology Canada

Web: www.sdtef.ca/en/funding/NextGen_Biofuels_Fund/index.htm

Ontario Centres of Excellence - Investment Accelerator Fund Program

Kapuskasing Community Profile

Web: www.oce-ontario.org/Pages/Cinvest.aspx

Ontario Centres of Excellence Inc.

Web: www.oce-ontario.org/Pages/Home.aspx

Ontario Innovation Demonstration Fund

Web: www.mri.gov.on.ca/english/programs/idf/guidelines.asp

Ontario Research Fund - Ontario Ministry of Research and Innovation

Web: www.mri.gov.on.ca/english/programs/ResearchFund.asp

Precarn Incorporated

Web: www.precarn.ca/products/FundingPrograms/index.html

SD Tech Fund - Sustainable Development Technology Canada

Web: www.sdte.ca/en/SOInfo.htm

Technology Development Fund - Ontario Power Authority

Web: www.powerauthority.on.ca

Energy Incentives

ecoEnergy for Renewable Heat

Web: www.ecoaction.gc.ca/ecoenergy-ecoenergie/heat-chauffage/index-eng.cfm

ecoEnergy for Renewable Power

Web: www.ecoaction.gc.ca/ecorp

ecoEnergy Retrofit (industry)

Web: <http://oee.nrcan.gc.ca/industrial/financial-assistance/retrofit/index.cfm?attr=0>

High Performance New Construction

Web: www.opa.hpnc.ca/portal/server.pt

NextGen Biofuels Fund - Sustainable Development Technology Canada

Web: www.sdte.ca/en/funding/NextGen_Biofuels_Fund/index.htm

NOHFC - Northern Energy Program

Web: www.mndm.gov.on.ca/nohfc/program_nep_e.asp

Northern Pulp and Paper Electricity Transition Program - Ministry of Natural Resources

Web: www.mnr.gov.on.ca/en/STEL02_168288.html

Ontario Biogas Systems Financial Assistance Program - Ontario Ministry of Agriculture, Food and Rural Affairs

Web: www.omafra.gov.on.ca/english/engineer/biogas/index.html

Ontario Solar Thermal Heating Incentive (OSTHI) - Ontario Ministry of Energy and Infrastructure

Web: www.mei.gov.on.ca/en/energy/renewable/index.php?page=osthi

SMART Program - Canadian Manufacturers & Exporters

Kapuskasing Community Profile

Web: www.cme-smart.ca

Technology Development Fund - Ontario Power Authority

Web: www.powerauthority.on.ca/tdfund/

Export Incentives

Canadian Commercial Corporation (CCC)

Web: www.ccc.ca/eng/home.cfm

Export Development Canada

Web: www.edc.ca

Export Market Access - A Global Expansion Program

Web: <http://exportaccess.ca/>

Going Global Innovation - Foreign Affairs and International Trade Canada

Web: <http://198.103.104.231/eng/science/index.jsp>

New Exporters to Border States (NEBS)

Web: <http://bsc->

[sec.ca/servlet/ContentServer?cid=1085667965708&lang=en&pagename=CBSC_ON%2Fdisplay&c=Services](http://bsc-sec.ca/servlet/ContentServer?cid=1085667965708&lang=en&pagename=CBSC_ON%2Fdisplay&c=Services)

Rural Economic Development (RED) Program

Web: www.omafr.gov.on.ca/english/rural/red/

Human Resources and Training Incentives

Achieving Innovation & Manufacturing Excellence - Yves Landry Foundation

Web: www.yveslandryfoundation.com

Apprenticeship Job Creation Tax Credit - Canada Revenue Agency

Web: www.cra-arc.gc.ca/whtsnw/pprntcshp-eng.html

Apprenticeship Training Tax Credit

Web: www.rev.gov.on.ca/en/bulletins/ct/3020.html

Canada Summer Jobs 2009

Web: www.servicecanada.gc.ca/eng/epb/yi/yep/programs/scpp.shtml

Employer Signing Bonus

Web: www.edu.gov.on.ca/eng/tcu/employers/emp_bonus.html

FEDNOR - Youth Internships - Private Sector Program

Web: www.ic.gc.ca/eic/site/fednor-fednor.nsf/eng/fn02301.html

Industrial R & D Fellowships - Natural Sciences and Engineering Research Council of Canada

Web: www.nserc-crsng.gc.ca/Partners-Partenaires/Programs-Programmes/IRDFProfile-BPRDIPProfile_eng.asp

Kapuskasing Community Profile

Industrial Research Assistance Program - National Research Council Canada

Web: www.nrc-cnrc.gc.ca/eng/ibp/irap.html

Canadian Institutes of Health Research - Innovation and Industry Programs

Web: www.cihr-irsc.gc.ca/e/4569.html

Internship Program with Innovative Small and Medium-sized Enterprises - National Research Council Canada

Web: www.nrc-cnrc.gc.ca/eng/index.html

Ontario Job Connect

Web: www.edu.gov.on.ca/eng/training/cepp/aboutjc.html

MaRS Discovery District (MaRS)

Web: www.marsdd.com/MaRS-Home.html

NextGen Biofuels Fund - Sustainable Development Technology Canada

Web: www.sdtd.ca/en/funding/NextGen_Biofuels_Fund/index.htm

NOHFC - Enterprise North Job Creation Program

Web: www.mndm.gov.on.ca/nohfc/program_enjcp_e.asp

NOHFC - Northern Ontario Youth Internship and Co-op Program

Web: www.mndm.gov.on.ca/nohfc/program_yiacp_e.asp

Ontario Centres of Excellence Inc.

Web: www.oce-ontario.org/Pages/Home.aspx

Ontario Labour Market Partnerships

Web: www.edu.gov.on.ca/eng/tcu/employers/labourMarket.html

Ontario Summer Jobs Service

Web: www.edu.gov.on.ca/eng/document/brochure/summerjobs.html

Targeted Wage Subsidies Program

Web: www.edu.gov.on.ca/eng/tcu/employers/wageSubsidy.html

The Workplace Skills Initiative - Human Resources and Social Development Canada

Web: www.hrsdc.gc.ca/eng/workplaceskills/skills_initiative/index.shtml

Work-Sharing Program - Human Resources and Social Development Canada

Web: www.hrsdc.gc.ca/eng/corporate/budget/2009/wsp.shtml

Northern Ontario Incentives

Loan Guarantee Program - Ontario Ministry of Natural Resources

Web: www.mnr.gov.on.ca/en/Business/Forests/2ColumnSubPage/STEL02_167204.html

NOHFC - Enterprise North Job Creation Program

Web: www.mndm.gov.on.ca/nohfc/program_enjcp_e.asp

NOHFC - Northern Energy Program

Kapuskasing Community Profile

Web: www.mndm.gov.on.ca/nohfc/program_nep_e.asp

NOHFC - Private Sector Emerging Technology Program

Web: www.mndm.gov.on.ca/nohfc/program_etp_e.asp

Rural Economic Development (RED) Program

Web: www.omafra.gov.on.ca/english/rural/red/

FEDNOR - Youth Internships - Private Sector Program

Web: www.ic.gc.ca/eic/site/fednor-fednor.nsf/eng/fn02301.html

Research and Development Incentives

Advanced Manufacturing Investment Strategy Program - Ministry of Economic Development

Web: www.ontariocanada.com/ontcan/1med/en/progserv_amis_en.jsp

Canada Foundation for Innovation Funds

Web: www.innovation.ca/en

Ontario Commercialization Investment Funds Program (OCIF)

Web: www.mri.gov.on.ca/english/programs/ocif/program.asp

Communications Research Centre Canada - Industry Canada

Web: www.crc.gc.ca/en/html/crc/home/home

FEDNOR - Applied Research and Development Program

Web: www.ic.gc.ca/eic/site/fte-fte.nsf/eng/00013.html

Going Global Innovation - Foreign Affairs and International Trade Canada

Web: www.infoexport.gc.ca/eng/science/index.jsp

Industrial R & D Fellowships - Natural Sciences and Engineering Research Council of Canada

Web: www.nserc-crsng.gc.ca/Partners-Partenaires/Programs-Programmes/IRDFProfile-BPRDIPProfile_eng.asp

Industrial Research Assistance Program - National Research Council Canada

Web: www.nrc-cnrc.gc.ca/eng/ibp/irap.html

Ontario Innovation Tax Credit (OITC)

Web: www.rev.gov.on.ca/english/credit/oitc/index.html

Canadian Institutes of Health Research - Innovation and Industry Programs

Web: www.cihr-irsc.gc.ca/e/4569.html

Internship Program with Innovative Small and Medium-sized Enterprises - National Research Council Canada

Web: www.nrc-cnrc.gc.ca/eng/ibp/irap.html

Ontario New Technology Tax Incentive (ONTTI)

Web: www.rev.gov.on.ca/english/credit/ontti/

Kapuskasing Community Profile

Next Generation of Jobs Fund - Biopharmaceutical Investment Program - Ministry of Research and Innovation

Web: www.mri.gov.on.ca/english/programs/bip/program.asp

Next Generation of Jobs Fund - Jobs & Investment Program - Ministry of Economic Development

Web: www.ontariocanada.com/ontcan/1med/en/nextgen_jip_en.jsp

NextGen Biofuels Fund - Sustainable Development Technology Canada

Web: www.sdtc.ca/en/funding/NextGen_Biofuels_Fund/index.htm

NOHFC - Private Sector Emerging Technology Program

Web: www.mndm.gov.on.ca/nohfc/program_etp_e.asp

Ontario Business Research Institute Tax Credit (OBRITC)

Web: www.rev.gov.on.ca/english/credit/obritc/index.html

Ontario Centres of Excellence - Investment Accelerator Fund Program

Web: www.oce-ontario.org/Pages/Cinvest.aspx

Ontario Centres of Excellence Inc.

Web: www.oce-ontario.org/Pages/Home.aspx

Ontario Innovation Demonstration Fund

Web: www.mri.gov.on.ca/english/programs/idf/guidelines.asp

Ontario Research Fund - Ontario Ministry of Research and Innovation

Web: www.mri.gov.on.ca/english/programs/ResearchFund.asp

Ontario Retail Sales Tax Exemption on R & D and Manufacturing Equipment - Ontario Ministry of Revenue

Web: www.rev.gov.on.ca/english/taxes/rst/index.html

Precarn Incorporated

Web: www.precarn.ca/products/FundingPrograms/index.html

Rural Economic Development (RED) Program

Web: www.omafra.gov.on.ca/english/rural/red/

Ontario Scientific Research and Experimental Development Expenditures (SR & ED)

Web: www.rev.gov.on.ca/english/credit/orded/index.html

Scientific Research and Experimental Development Tax Incentive Program - Canada Revenue Agency

Web: www.cra-arc.gc.ca/txcrdt/sred-rsde/menu-eng.html

SD Tech Fund - Sustainable Development Technology Canada

Web: www.sdtc.ca/en/SOInfo.htm

Strategic Aerospace and Defence Initiative - Industry Canada

Web: http://ito.ic.gc.ca/eic/site/ito-oti.nsf/eng/h_00022.html

Kapuskasing Community Profile

10 Quality of Life

10.1 Housing Characteristics

Table 47: Residential Assessment Property Values, MPAC 2008

Property Type	Average Assessment
Single family detached (not on water)	\$80,968
Semi-detached residential - two residential homes sharing a common center wall with separate ownership	\$51,842
Freehold Townhouse/Row house - more than two units in a row with separate ownership	N/A
Residential Condominium Unit	N/A

Source: MPAC 2008 http://www.investinontario.com/communities/realestate.asp?mun_name=3556066&topic=1

Table 48: Dwelling Characteristics for Kapuskasing, 2010

Characteristics	Kapuskasing	Ontario
Total number of occupied private dwellings	3,861	4,980,115
Average number of rooms per dwelling	6.3	6.62
Average number of bedrooms per dwelling	2.79	2.76
Owned	2,603	3,567,072
Rented	1,258	1,405,040
Average value of dwelling \$	\$106,548	371,018

Source: McSweeney & Associates from Manifold Data Mining Inc. Superdemographics 2010.

10.2 Health and Social Services

Sensenbrenner Hospital

101 Progress Crescent

Kapuskasing, ON

P5N 3H5

Telephone: 705-337-6111

Fax: 705-337-4021

Email: info@sensenbrennerhospital.on.ca

Web: www.senhosp.ca

Located in Kapuskasing, Sensenbrenner Hospital is a bilingual family-oriented, community-governed facility dedicated to improving and maintaining the health of individuals within the catchment area from Opasatika to Fauquier.

Sensenbrenner Hospital is an integral part of a larger regional and provincial health and social service network and provides needs-based services in an atmosphere of collaboration and cooperation amongst all stakeholders, especially the public at large.

Sensenbrenner Hospital provides a broad constellation of services that includes comprehensive primary and selected secondary care, long term care, palliative care, and health promotion services. In providing these services, Sensenbrenner Hospital dedicates itself to the highest quality of care within available resources, to continual improvement of services, and to supporting the viability of the catchment area.

Kapuskasing Community Profile

By providing care closer to home, following patients/clients through a spectrum of health services and working closely with others, Sensenbrenner Hospital is a model of integration, flexibility and cost-effectiveness.

Centre de santé communautaire de Kapuskasing et région

27 Kolb Avenue
Kapuskasing, ON
P5N 1G2
Phone: 705-337-1201
Fax: 705-337-1215

Kapuskasing Regional Doctor's Office

8-105 Progress Crescent
Kapuskasing, ON
P5N 3J4
Phone: 705-335-4447
Fax: 705-337-5266

North Centennial Manor

2 Kimberly Drive
Kapuskasing, ON
P5N 1L5
Phone: 705-335-6125
Fax: 705-337-1091

Extendicare Kapuskasing

45 Ontario, Box 460
Kapuskasing, ON
P5N 2Y5
Phone: 705-335-8337
Fax: 705-337-6051
Email: cnh_kapuskasing@extendicare.com

North Cochrane Addiction Services Inc.

29 Byng Avenue, Suite #2
Kapuskasing, ON
P5N 1W6
Phone: 705-335-8408
Fax: 705-335-5640
Email: ncassf@ntl.aibn.com

Timmins & District Hospital

700 Ross Avenue East
Timmins, ON
P4N 8P2
Phone: 705-267-2131
Web: www.tadh.com/index.php

The Timmins and District Hospital (T&DH) is a level C, fully accredited (Accreditation Canada) referral and teaching hospital serving the residents of the City of Timmins and Cochrane District as well as the adjoining areas of the Temiskaming, Sudbury and Algoma districts. T&DH is dedicated to providing health care services that are consistent

Kapuskasing Community Profile

with the needs of our community and catchment area. The hospital offers a full range of medical, surgical, critical care, maternity, newborn, pediatric, long-term care and mental health services as well extensive health education and district services. T&DH houses 161 beds hospital wide and has approximately 850 frontline staff and 70 physicians. The hospital is a leader in state-of-the-art telecommunications and diagnostic equipment connecting physicians and staff to medical practitioners and specialists throughout Canada.

Porcupine Health Unit

4 Ash Street
Kapuskasing, ON
P5N 2C8
Phone: 705-335-6101
Fax: 705-337-1895
Email: info4you@porcupinehu.on.ca
Web: www.porcupinehu.on.ca/About/contact-us.html

The Porcupine Health Unit is a public health unit serving Cochrane District and the Town of Hornepayne in Ontario, Canada. The head office is located in Timmins, Ontario. There are eight branch offices located throughout the district of Cochrane and in Hornepayne in the district of Algoma.

Kiddies Korner Day Care Centre

100 Riverside Drive
Kapuskasing, ON
P5N 1B3
Phone: 705-335-8000
Fax: 705-335-8007
Email: kiddieskorner@personainternet.com
Web: www.kiddieskorner.ca

Telehealth Ontario

Phone: 416-314-8721
Web: www.health.gov.on.ca/english/public/program/Telehealth/Tele_faq.html
Free Access to a Registered Nurse — 24 Hours a day, 7 days a Week at 1-866-797-0000
TTY: 1-866-797-0007

Telehealth Ontario is a free, confidential telephone service for health advice or general health information from a Registered Nurse. That means quick, easy access to a qualified health professional to help you decide whether to care for yourself, make an appointment with your doctor, go to a clinic, contact a community service or go to a hospital emergency room.

Kapuskasing Community Profile

10.3 Education

Table 49: Public Schools

Elementary Schools				
School Name	Location	Grades	Language	Telephone
École Publique Le Coeur du Nord	80 Cedar Street Kapuskasing, ON P5N 2B3	JK-Grade 8	French	705-335-2199
Diamond Jubilee Public School	61 Devonshire St. Kapuskasing, ON P5N 1C5	JK-Grade 8	French Immersion & English	705-335-2811
High Schools				
School Name	Location	Grades	Language	Telephone
Écho du Nord	1 Anderson Ave. Kapuskasing, ON P5N 1A0	Grade 9-12	French	705-335-6600
Kapuskasing District High School	61 Devonshire St. Kapuskasing, ON P5N 1C5	Grade 9-12	English	705-335-6164

Source: Town of Kapuskasing

Table 50: Catholic Schools

Elementary Schools				
School Name	Location	Grades	Language	Telephone
St. Patrick Elementary School	6 Cedar Street Kapuskasing, ON P5N 2A8	JK-Grade 8	French Immersion & English	705-335-3241
École Élémentaire André-Cary	39 Murdock Street Kapuskasing, ON P5N 1H9	JK-Grade 8	French	705-335-6197
École Élémentaire Jacques-Cartier	8 Brunelle Rd. South Kapuskasing, ON P5N 2T2	JK-Grade 8	French	705-335-4013
École Élémentaire Jeanne-Mance	170 Brunetville Road Kapuskasing, ON P5N 2H3	JK-Grade 8	French	705-335-4514
High Schools				
School Name	Location	Grades	Language	Telephone
École secondaire catholique Cité des Jeunes	10 Cité des Jeunes Boulevard Kapuskasing, ON P5N 2K2	Grade 9-12	French	705-335-6057
Centre d'éducation Alternative High School	73 Queen Street Kapuskasing, ON P5N 1H4	various	French and English	705-337-6035

Source: Town of Kapuskasing

For a list of post-secondary education facilities in North Eastern Ontario, see section 9.3.

10.4 Protective Services

Emergency Phone Number: 911

The Town of Kapuskasing offers the following emergency service providers:

- Police
- Ambulance services
- Fire department.

Kapuskasing Fire Department

Gerry Demeules

Fire Chief

88 Riverside Drive

Kapuskasing, ON

P5N 1B3

Tel: 705-335-4225

Fax: 705-337-1741

Email: gerry.desmeules@kapuskasing.ca

Web: www.kapuskasing.ca/Residents/EmergencyServices/FireDepartment/default.aspx

Staff:

- 1 Fire Chief
- 1 Full Time Captain
- 7 Full Time Firefighters
- 21 Volunteer Firefighters

Equipment:

- 2 Pumpers
- 1 Pumper/Aerial
- 1 Command/Lighting Unit

Ontario Provincial Police

356 Government Road East

Kapuskasing, ON

Phone: 705-335-2238 or 1-800-310-1122

Ambulance

Sensenbrenner Hospital: 705-337-6111

Ambulance Services: 1-800-290-3014 (Dispatch)

Kapuskasing Community Profile

10.5 Recreation, Tourism and Events

The Sports Palace (Kapuskasing Regional Conference Complex) features two ice surfaces and the Curling Club with 5 sheets of ice. Arena staff is kept busy during the winter with a steady flow of hockey, figure and pleasure skaters along with curlers. The facility is a multi-purpose centre which can be utilized by the public during all seasons of the year for an expanded variety of sporting, leisure, cultural and educational activities. The complex offers convention amenities such as flooring, stage, improved sound system, meeting room area, and kitchen, and is completely accessible to persons with disabilities.

Within a two hour drive from Kapuskasing are four provincial parks. The closest, René Brunelle Provincial Park is a 20 minute drive out of town. In addition to all the regular features, camping, hiking, swimming and fishing, the park provides a winter recreation area complete with down hill and cross-country skiing.

Table 51: Tourism Facilities

Facility		Facility	
Hotels/motels/resorts	7	Total No. of Rooms	290
Convention Centers	3	Size of the largest Convention Center (sq.ft.)	N/A
Community Centres	1	Libraries	1
Daycares and Preschool Facilities	1	Capacity of Daycares and Preschool Facilities	N/A
Facilities for Seniors	1	Ice Arenas	2
Marina	N/A	Theatres	N/A
Cinemas	0	Museums	1
Galleries	1	Baseball Diamonds	4
Soccer / Football Fields	3	Public Transit	no
Indoor Swimming Pools	1	Outdoor Swimming Pools	N/A
Public Tennis Courts	5	Private Tennis Courts	1
Public Golf Courses	1	Private Golf Courses	0

Source: Town of Kapuskasing, http://www.investinontario.com/communities/qofl.asp?mun_name=3556066&topic=3

Twin Lakes Camping

35 Highway 581
Moonbeam, ON
Tel: 705-367-9000
Fax: 705-367-9000
Web: www.twinlakescamping.ca

Twin Lakes Camping in Moonbeam is a charming site for family camping. The park consists of two man-made lakes featuring beaches, waterslides, playgrounds, shuffleboards, RV campgrounds, laundry facilities, a chip stand, as well as a unique train camper available for rental. The campsite is operational during the summer season. Click on Twin Lakes Camping in order to view contact information.

René Brunelle Provincial Park

René Brunelle Provincial Park is located 20 minutes east of Kapuskasing at Remi Lake. It features a beautiful sandy beach, a children's park, hiking trails, well-groomed

Kapuskasing Community Profile

campsites, laundry facilities, washrooms and showers. The park also maintains an area specifically for RV camping complete with electricity, as well as an area designated for tent camping. From May to September, it is a very popular retreat for locals and visitors alike. For additional information visit the website at

www.village.moonbeam.on.ca/rene.htm or call at 705-367-2692.

Kapuskasing Public Library

24 Mundy Avenue

Kapuskasing, ON

P5N 1P9

Tel: 705-335-3363

Fax: 704-335-2464

Email: [kaplibrary@ntl.sympatico.ca](mailto:kapllibrary@ntl.sympatico.ca)

Web: www.kapuskasing.ca/Residents/CommunityServices/Library/default.aspx

Kapuskasing Museum

Julie Latimer

Museum Curator

88 Riverside Drive

Kapuskasing, ON

P5N 1B3

Tel: 705-337-4274

Fax: 705-337-1741

Email: townkap@ntl.sympatico.ca

Web: www.kapuskasing.ca/Visitors/ArtsAndCulture/Museum/default.aspx

Hours of Operation:

Monday to Sunday: 8:30 a.m. - 4:30 p.m.

Note: The museum is open from the first Monday in June to Labour Day.

Housed in two passenger cars and a CNR 5107 Engine, the museum hosts a number of different exhibits pertaining to Kapuskasing and its history. Permanently on display is the museum's collection of trains and train memorabilia. The museum also highlights the creativity of the late Maurice Gaudreault, a local sculptor, in the "Our Living Heritage" exhibit. The museum is open for tours from May to September.

Kapuskasing Community Profile

10.6 Events

Table 52: Annual Events 2010

Annual Events 2010	
Date	Name of Event
February 24-28, 2010	Kapuskasing Winter Carnival
March 5-7, 2010	Caisse Populaire Hockey Tournament
April 9-11, 2010	Kap Gives Back Hockey Tournament
May 5-7, 2010	FONOM
May 14-15, 2010	Sport & Trade Show
May 28-30, 2010	WASOON
June 24-26, 2010	Festival de la St-Jean
July 2-4, 2010	Bob Young Invitational Golf Tournament
July 23-25, 2010	Kapuskasing Lumberjack Heritage Festival
August 13-15, 2010	Kap River Walleye Fishing Tournament
September 8-10, 2010	AFMO
November - January	Kapuskasing Festival of Lights
November 19-21, 2010	Northern Lights Hockey Tournament
December 3-5, 2010	La Coupe des Villages Hockey Tournament

Source: Town of Kapuskasing

Kapuskasing Community Profile

10.7 Local Media

Table 53: Newspapers

Newspaper	Frequency
Kapuskasing Northern Times	Weekly
The Weekender/ L'Horizon	Weekly

Source: Town of Kapuskasing and
http://www.investinontario.com/communities/transportation.asp?mun_name=3556066&topic=2

Table 54: Radio Stations

Radio Station	Affiliation
Moose FM 100.9	CKAP
FM 89.7	CKGN, Kapuskasing
FM 105.1	CBOK, Kapuskasing

Source: Town of Kapuskasing and
http://www.investinontario.com/communities/transportation.asp?mun_name=3556066&topic=2

Table 55: Cable Service

Name	Telephone
Eastlink - Persona Communications	1-866-737-7662
Bell ExpressVu	1-800-667-0123
Shaw - StarChoice	1-800-872-8219

Source: Town of Kapuskasing and
http://www.investinontario.com/communities/transportation.asp?mun_name=3556066&topic=2

Table 56: Television

TV Station (eg. CFTO-Toronto)	Affiliation (eg. CTV)
Channel 10	Persona Community Channel
MCTV - Timmins	CTV

Source: Town of Kapuskasing and
http://www.investinontario.com/communities/transportation.asp?mun_name=3556066&topic=2

11 Local Accommodations

Advantage Motel

82 Government Road
Kapuskasing, ON
P5N 2W6
Phone: 705-335-4170
Fax: 705-335-3679

Chain of Lakes Motel

470 Government Road
Kapuskasing, ON
P5N 2X7
Phone: 705-335-2213

Super 8

430 Government Road
Kapuskasing, ON
P5N 2X7
Phone: 705-335-8887
Fax: 705-337-8889
Web: www.super8kapuskasing.com

Park Inn Motel

6 Government Road
Kapuskasing, ON
P5N 2W3
Phone: 705-335-2366
Fax: 705-337-1095

Apollo Motel

Hwy 11 West, P.O. Box 566
Kapuskasing, ON
P5N 3B4
Phone: 705-335-6084
Fax: 705-337-5550

Mattagami Motel

25 Kolb Avenue
Kapuskasing, ON
P5N 1G2
Phone: 705-335-6171
Fax: 705-335-8593

Comfort Inn

172 Government Road
Kapuskasing, ON
P5N 2W9
Toll Free: 1-800-228-5150
Phone: 705-335-8583
Fax: 705-337-6535